



US009273288B2

(12) **United States Patent**
Mason et al.

(10) **Patent No.:** **US 9,273,288 B2**
(45) **Date of Patent:** ***Mar. 1, 2016**

(54) **PSEUDOINFECTIOUS FLAVIVIRUS AND USES THEREOF**

(75) Inventors: **Peter W. Mason**, Galveston, TX (US);
Elena Frolova, Galveston, TX (US);
Ilya Frolov, Galveston, TX (US)

(73) Assignee: **The Board of Regents of The University of Texas System**, Austin, TX (US)

(*) Notice: Subject to any disclaimer, the term of this patent is extended or adjusted under 35 U.S.C. 154(b) by 647 days.
This patent is subject to a terminal disclaimer.

(21) Appl. No.: **13/561,002**

(22) Filed: **Jul. 28, 2012**

(65) **Prior Publication Data**

US 2013/0023031 A1 Jan. 24, 2013

Related U.S. Application Data

(63) Continuation of application No. 11/711,532, filed on Feb. 27, 2007, now Pat. No. 8,252,574.

(60) Provisional application No. 60/777,189, filed on Feb. 27, 2006.

(51) **Int. Cl.**
C12N 7/00 (2006.01)
A61K 39/12 (2006.01)
A61K 39/00 (2006.01)

(52) **U.S. Cl.**
CPC . **C12N 7/00** (2013.01); **A61K 39/12** (2013.01);
A61K 2039/5254 (2013.01); **C12N 2770/24134**
(2013.01); **C12N 2770/24162** (2013.01)

(58) **Field of Classification Search**
CPC C12N 7/00; C12N 2770/24162; C12N 2770/24134; A61K 2039/5254; A61K 39/12
See application file for complete search history.

(56) **References Cited**

U.S. PATENT DOCUMENTS

8,252,574 B2	8/2012	Mason et al.
2004/0052818 A1	3/2004	Heinz et al.
2004/0235133 A1	11/2004	Frolov et al.
2006/0018928 A1	1/2006	Pang
2007/0249032 A1	10/2007	Pang et al.

FOREIGN PATENT DOCUMENTS

WO	WO/99/28487 A1	6/1999
WO	WO/00/14245 A1	3/2000
WO	WO/00/55378 A1	9/2000
WO	WO 02/72803 A2	2/2002
WO	WO/03/046189 A1	6/2003
WO	WO/2004/016794 A1	2/2004
WO	WO/2004/022761 A1	3/2004
WO	WO/2004/108936 A1	12/2004
WO	WO 2006/017206 A2	2/2006

OTHER PUBLICATIONS

Harvey, T. et al. "Tetracycline-Inducible Packaging Cell Line for Production of Flavivirus Replicon Particles". *Journal of Virology*, 78 (1), 2004.

Jones, C. et al. "Flavivirus Capsid is a Dimeric Alpha-Helical Protein". *Journal of Virology*, 77(12), 2003.

Kofler, R. "Mimicking Live Flavivirus Immunization with a Noninfectious RNA Vaccine". *Proceedings of the National Academy of Sciences*, 101 (7), 2004, 1951-1956.

Kofler, R. "Spontaneous Mutations Restore the Viability of Tick-Borne Encephalitis Virus Mutants with Large Deletions in Protein C". *Journal of Virology*, 77(1), 2003.

Mandl, C. "Flavivirus Immunization with Capsid-Deletion Mutants: Basics, Benefits, and Barriers". *Viral Immunology*, 17(4), 2004.

Aberle et al. Humoral and cellular immune response to RNA immunization with flavivirus replicons derived from tick-borne encephalitis virus. *Journal of Virology* 79(24), 15107-13 (2005).

Dudek, T. and Knipe, D. Replication-defective viruses as vaccines and vaccine vectors. *Virology* 344, 230-239 (2006).

Harvey et al. Kunjin Virus Replicon Vectors for Human Immunodeficiency Virus Vaccine Development. *Journal of Virology* 77(14), 7796 (2003).

Harvey et al. Tetracycline-inducible packaging cell line for production of flavivirus replicon particles. *Journal of Virology* 78(1), 531-8 (2004).

Jones, C. et al. "Flavivirus Capsid is a Dimeric Alpha-Helical Protein". *Journal of Virology*, 77(12), 7143-7149 (2003).

Kofler, R. Capsid Protein C of Tick-Borne Encephalitis Virus Tolerates Large Internal Deletions and is a Favorable Target for Attenuation of Virulence. *Journal of Virology* 76(7), 3534-3543 (2002).

Kofler, R. Spontaneous mutations restore the viability of tick-borne encephalitis virus mutants with large deletions in protein C. *Journal of Virology* 77(1), 443-451 (2003).

Kofler, R. Mimicking Live Flavivirus Immunization with a Noninfectious RNA Vaccine. *Proceedings of the National Academy of Sciences*, 101 (7), 1951-1956 (2004).

Mandl, C. Flavivirus Immunization with Capsid-Deletion Mutants: Basics, Benefits, and Barriers. *Viral Immunology*, 17(4), 461-472 (2004).

Mason et al. Production and characterization of vaccines based on flaviviruses defective in replication. *Virology* 351, 432-443 (2006).

Scholle et al. Particles: trans-Packaged West Nile Virus-Like Particles: Infectious Properties in Vitro and in Infected Mosquito Vectors. *Journal of Virology* 78(21), 11605-14 (2004).

(Continued)

Primary Examiner — Stacy B Chen

(74) *Attorney, Agent, or Firm* — Norton Rose Fulbright US LLP

(57) **ABSTRACT**

The present invention discloses a replication-deficient pseudoinfective virus belonging to the Flaviviridae family that lack the capsid gene, where the replication-deficient pseudoinfective virus propagates only in cells expressing the capsid or capsid, prM and envelope protein of the flavivirus. The present also discloses the method of producing such viruses on a large scale and the use of these pseudoinfective viruses as vaccines for preventing diseases caused by infections of humans or animals by the viruses belonging to this family.

24 Claims, 29 Drawing Sheets

(56)

References Cited

OTHER PUBLICATIONS

Shustov et al. Production of Pseudoinfectious Yellow Fever Virus with a Two-Component Genome. *Journal of Virology* 81(21), 11737-11748 (2007).

Wagner et al. Rev-Independent Expression of Synthetic gag-pol Genes of Human Immunodeficiency Virus Type 1 and Simian Immunodeficiency Virus: Implications for the Safety of Lentiviral Vectors. *Human Gene Therapy* 11, 2403-2413 (2000).

Widman et al. Third-Generation Flavivirus Vaccines Based on Single-Cycle, Encapsidation-Defective Viruses. *Advances in Virus Research* 72,77-126 (2008).

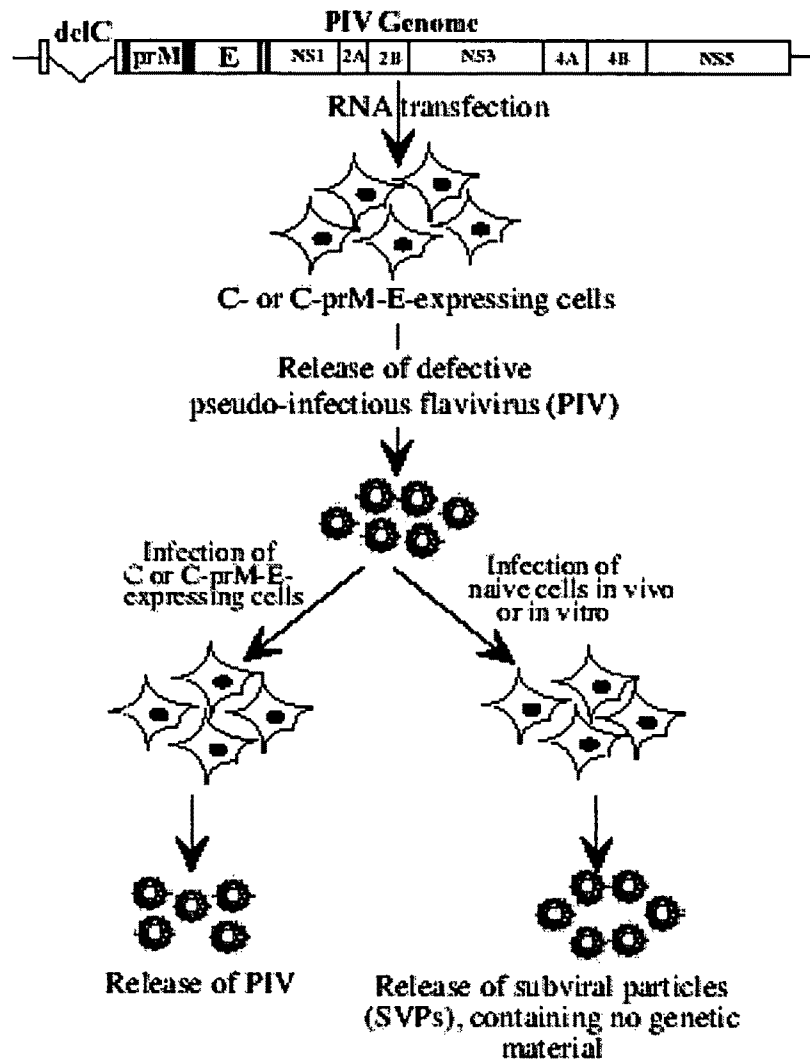


Fig.1

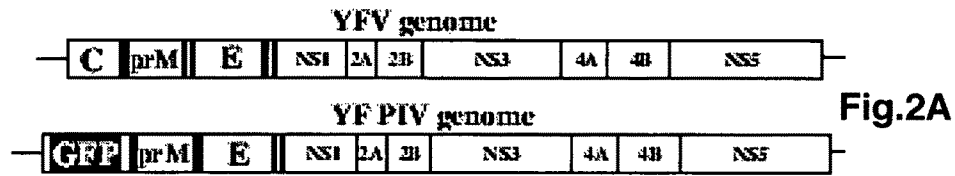


Fig.2A

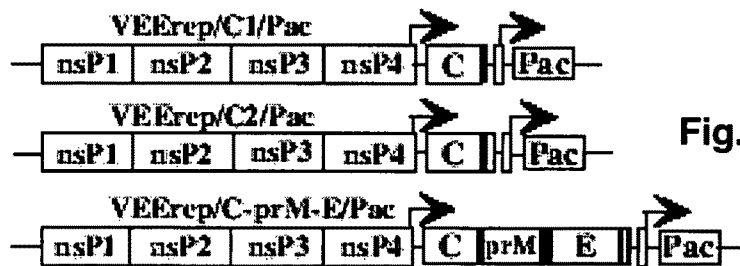


Fig.2B

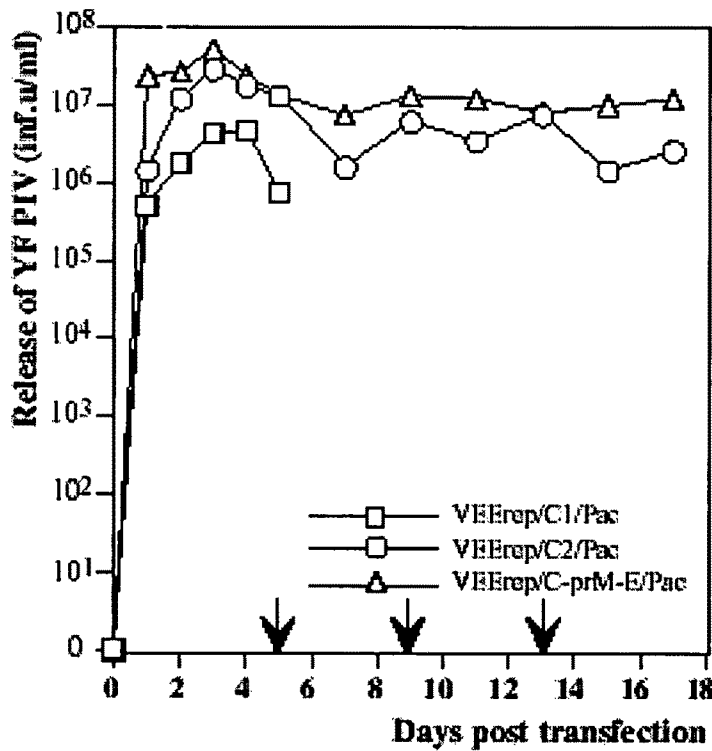


Fig.2C

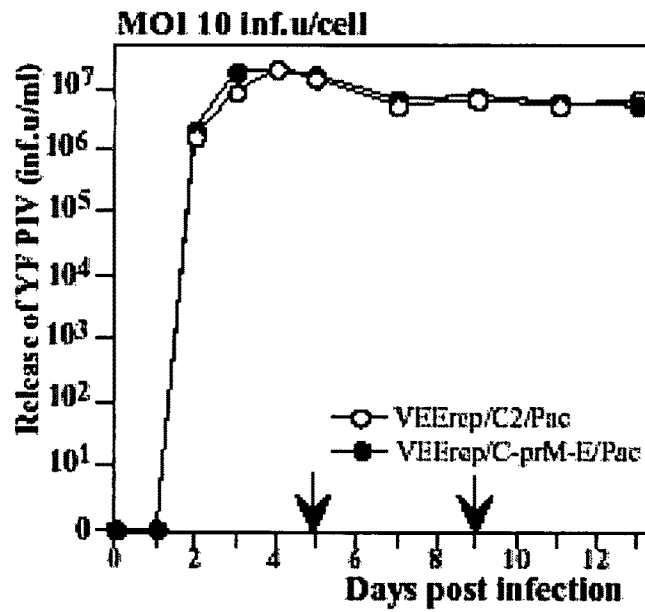


Fig. 3A

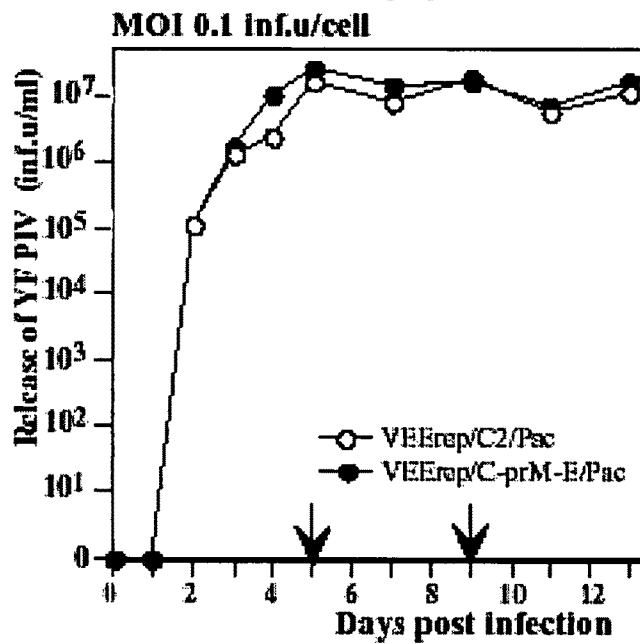


Fig. 3B

ATCagcGGcCGgAAgGCTCAGGGcAAgAACCTGGGGCTgAAcATGGTyagGCGcGGcGTgCGCagCcTcTcAAACAAG
 ATcAAgCAGAAgACcAAgCgATcGGcAACAGACCcGGACCgagccGgGGcGTcCAGGGgTTeATCTTcTTCTTccTG
 TTCAAcATccTcAcAGGtAAgAAGNTCACgGCTcCACCTgAAGAGGccTcTGGAAgATGCTGGACCCcGcCAGGGgcTc
 GCgTgCTcAGaAAgCTgAAGcGGTcGTcGCCTcccTgATGcGcGGccTGTCTTctcgcAAgagGgCGcTCCcCAGAT
 GTgCTcAcCGTcCNAATTCCTcATTcTGGAAATGCTGcTGATGACTGGcGGcGAGACCcTGGTGGcAAgAACcGcTGG
 CTGCTgTAATGTGACccagTGAGGACCCTGGG SEQ ID NO: 1

Fig. 4A

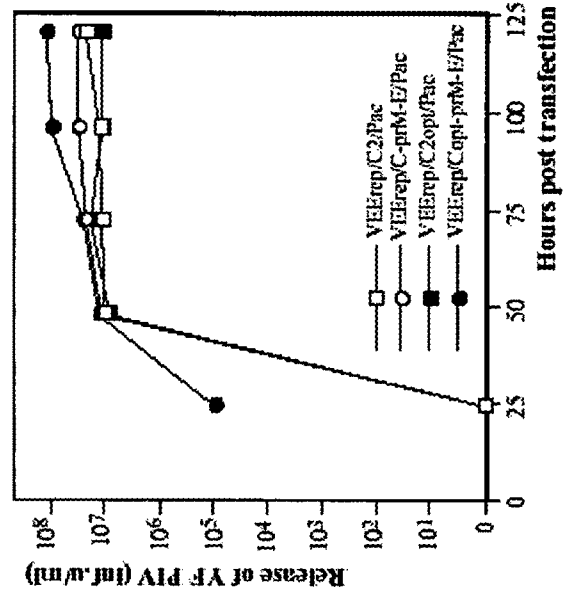


Fig. 4B




Fig. 4C

Fig. 5A

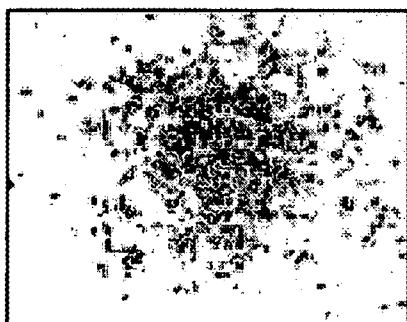
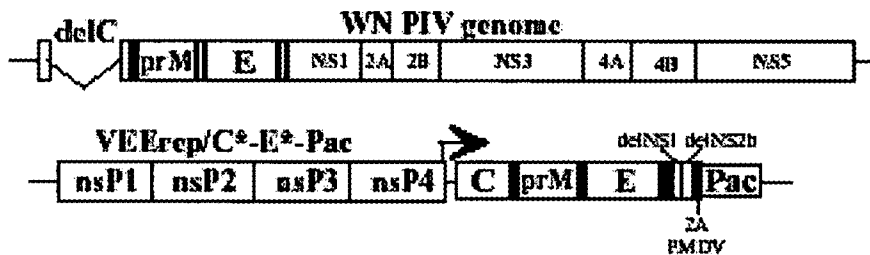


Fig. 5B

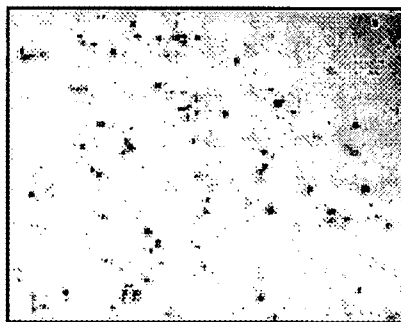


Fig. 5C




Fig. 6A

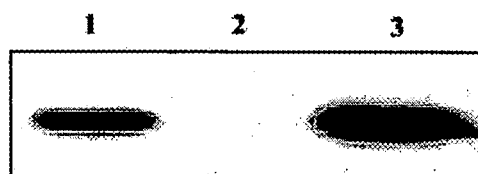


Fig. 6B


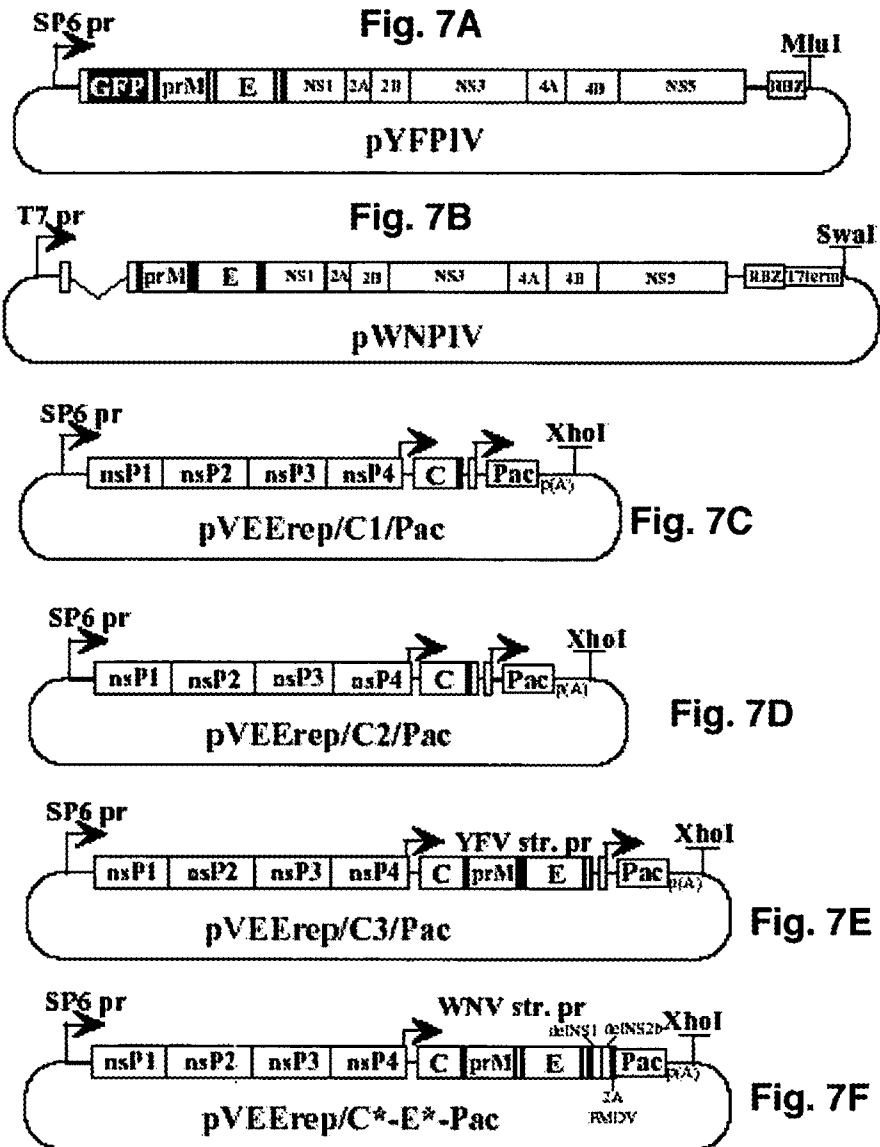


Fig. 6C



gagtaaatcctgtgtgctaattgaggtgcattggctgcaaatcgagtgctaggcaataaacacattggattaatttaacgt
tcgttgagcgattagcagagaactgaccagaacatgtctggtcgtaaagctcagggaaaaacccctgggctcaatatggt
acgacgaggagttcgctcctgtcaaacaccatgggtgagcaagggcgaggagctgtcaccggggtggtgccatcctgg
tcgagctggacggcgacgtaaacggccacaagttcagcgtgtccggcgagggcgagggcgatgccacctacggcaag
ctgacctgaagttcatctgcaccaccggcaagctgccctgcccaccctcgtgaccaccctgacctacggcggtg
cagtgctcagccgctaccccagaccatgaagcagcagactctcaagtccgcatgccgaaggctacgtccagga
gcgaccatcttcaaggacgacggcaactacaagaccgcgaggtgaagtcgagggcgacaccctggtgaa
ccgcatcgagctgaagggcatcgactcaaggaggacggcaacatcctggggcacaagctggagtagaactacaaca
gccacaacgtctatatcatggcggacaagcagaagaacggcatcaagggaactcaagatccgccacaacatcgagg
acggcagcgtgcagctcggaccactaccagcagaacacccccatcggcgacggccccgtgctgctgccgacaac
cactacctgagcaccagtcggccctgagcaagaccacaagagaagcgcgatcacatggtcctgctggagttcgtga
ccgcccgggatcactcctggcatggacgagctgtacaagctggattgctcaaggaaacggctccatgatgttct
gactgtcaattcctaatttgggaatgctgtgatgacgggtggagtgacctgggtcggaaaaacagatggtgctcctaa
atgtgacatctgaggacctcgggaaaaactctctgtgggcacaggcaactgcacaacaacatttgggaagccaagtagt
ggtgccagactcaatggaatacaactgtccaatctcagtcacaagagaggagccagatgacattgattgctggtctatg
gggtggaaaaacgtagagtcgcatatgtaagtgactcagcaggcaggtctaggaggtcaagaagggcattgactg
cctacgcatgaaaacatggttgaagaccggcaagaaaaatggatgactggaagaatgggtgaaaggcaactccaa
aagattgagagatggtcgtgaggaaccccttttgcagtgacggctctgaccattgcctacctgtgggaagcaacatgac
gcaacgagctggtgactgacctggtctgtggtgctcggcctactcagctcactgattggaattactgacagggattc
attgaggggtgcatggaggaactgggttcagctaccctggagcaagacaagtgtgactgttatgccccctgacaag
ccttattggacatctcactagagacagtagccattgatagacctgctgaggtaggaaagtgtgttaaatgcagttctac
tcatgtgaagattaatgacaagtccccagcactggagagggccacctagctgaagagaacgaaggggacaatgctg
caagcgcactattctgatagaggctgggcaatggctgtggcctatttgggaaaggagcattgtggcatgcccgaatc
actgtgccaatccatgagttgttggaggtgatcagacaaaattcagtagtcatcagagcacaattgcatgtaggggccc
aagcaggaaaattggaataccgacattaagactctcaagttgatgccctgacaggctcccaggaagtcgagttcattgggt
atggaaaagctacactggaatgccaggtgcaaacctcgggtggactttggaacagttacatcgctgagatggaacagag
agctggatagtgagacagcagtgggcccaggactgacctgcatggcagagtggaagtggcggggtgaggagagag
atgcatcatctgtcgaattgaaacctccgcatgcccactatcagagtagctggccctgggaaaccaggaaggctcctga
aaacagctcttactggcgcaatgagggttacaaggacacaaatgacaacaacctttacaactacatggtggacatgitt
ctgacagagtgaattgtcagcttgacactcaaggggacatcctacaaaatgactgacaaaatgtttttgtcaagaac
ccaactgacactggccatggcactggtgatgacagtgaaagtgtcaaaaaggagccccctgcaggattccagtgatagta
gctgatgatcttacagcggcaatcaataaaggcattttggtacagttaaccccatcgctcaaccaatgatgatgaagtgt
gattgaggtagaacccacctttggagacagctacattatcgtgggagaggagattcagctcactaccagtgccacaaa
gagggaaagctcaataggaaggttctcactcagaccatgaaaggcgtggaacgcctggccgtcatgggagacaccgct
gggattcagctccgctggaggggtctcactcgggtgggaaaggaattcatacgggtgttgctctgccccaggggctattt
ggcggctgaactggataacaagggtcatcatggggcggacttatatgggtggcatcaacacaagaacatgacaat
gtccatgagcatgatctgtgtaggagtgatgatgttttctctaggagttggggcggatcaaggatgcccacatcaactt
ggcaagagagagctcaagtcggagatggtatctcatatttagagactctgatgactggctgacaagtagtactatact
cagaagatcctgtgaagctgcatcaatagtgaaagcctctttgagaagggaagtgtgacctaaattcagttgactccct
gagcatgagatgtggagaagcagggcagatgagatcaatgccattttgaggaaaacgaggtggacatttctgtgctg
caggatccaagaatgttaccagagaggaactcatcatttccagaattcgggatggtctgcagtaggtggaagacttg
ggtaagaacctgtgttccccagggaggaagaatggaagctcatcatagatggaagtcaggaaagaatgccctg
ttcaaaccgggtctggaattctccagatagaggagttgggacgggaggttccacacgcgtgtacatggacgcagt
cttgaataccatagactcggatggtatcttgggtgcagcggtgaaacggaaaaagagtgcccattgctccaac
atttggatgggaagtcagtaagtaaatgggacatggatgatccacacctggaggcattagattacaaggagtgtagtg
ccactgacacatagctggaacatcagttgaagagagtgaaatgtcatgcccagatcaatcggaggccagttagctct
cacaatcatatccctggatacaaggtcagacgaacggacctggtgacaggtaccactagaagtgaaagagagaagctt
gccaggggactagcgtgatcattgatggcaactgtgatggacggggaaaaatcaaccagatccaccacggatagcggga
aagttattcctgaatggtgtgccgctcctgcacaatgccgctgtgagcttcatggttagtgatgggtgtggtatccccatgga
aattagccaaggaaaaacgcatgaaagccatctggtgcctcctgggttacagctggagaaafacatgctgtccctttggt

Fig. 8A

ftggtagcatgatgatagcaatggaagtggcctaaggaaaagacagggaccaaagcaaatgttgggtggaggagtag
tgccttgggagcaatgctggcgggcaagtaactctccttgattgctgaaactcacagtggtgctgggattgcattccatga
gatgaacaatggaggagaccgatgtataggcgttgattgctgcctttcaatcagaccagggctgctcatcggttggc
tcaggaccctatggagccctcggaacgccttgctgaccctaggagcagccatggtggagattgccttgggtggcgta
tggggcgctgtggaagtatctaaatgcagtttctctgcatcctgacaataaatgctgttcttaggaaagcatcaaata
ccatcttccccctcatggctgttgacacctgtcactatggctgaggtgagacttgcgcaatgttcttttggcctgtggtatcat
aggggtcctcaccagaattcaaggacacctccatgcagaagactatacctctggtggccctcacactcacatcttacctg
ggcttgacacaaccttttggcctgtgtgcatttctggcaaccgcataattggggaaggagatcccagtgaaatgaggca
ctgcagcagctggctagtgaggagtgctggcaggactgctttcaggagatggagaactcctggtccgaltgcagtgg
aggactcctgatgatgctgttagcgtggctgggagggtggatgggctagagctcaagaagctggtgaagttcatggga
agaggaggcggagatcagcgggagttccgcccctatgatgtggcactcagtgacaaggggagttcaagctgcttctg
aagagaaagtgcctatgggaccaggttgatgacctgctgcttgggtgggctgcccctccatccatttgcctctgctgg
tcttctgctgggtgctgttcatgtcaggggagctaggagaagtggggatgctgtgggatattcccactcctaagatcatcg
aggaatgtgaacatctggaggatgggattatggcatttccagtcacacctctgggggctcccagcagggagtgaggat
ggcacaggagggggtgtccacacaatgtggcatgtcacaagaggagcttctctgtcaggaatggcaagaagtgtattcc
atctgggctcagtaaaggaagacctgtgcctatggtgctcatggaagtggaaaggcagatgggatggagaggaag
aggctccagtgatcgcggtgtccaggaaagacgtggtcaacgtccagacaaaaccgagctgttcaaagtgaggat
gggggagaaatcggggctgtcgctctgactatccgagtggtcactcaggatctctattgtaacaggaacggagaggtg
attgggctgtacggcaatggcatcctgtcgggtgacaactcctctgctcggccatattccagactgaggtgaaggaagaag
gaaaggaggagctccaagagatcccacaatgctaagaaaggaatgacaactgctctgatttcatctggagctggg
aagacaagacgttctcccacagatctggccgagtgcgacggagacgctgctgactctgttggccccaccagg
gttgttcttctgaaatgaaggaggctttcacggcctggacgtgaaattccacacacaggcttttccgctcagcggcagcggg
agagaagtcattgatgccatgtgccatgcaacctaacctacaggatgttggaaaccaactagggtgttaactgggaagtga
tcaatgtgatgaagccatttttggatccagctagcatagccgctagagggtgggacgcacagagctagggcaaatg
aaagtgaacaatctgatgacagccacaccgctgggactagtgatgaattccacattcaaatgggaaatagaagatg
tcaaacggacatacccagtgagccctggaacacagggcatgactggatcctagctgacaaaaggcccacggcatggtt
ccttccatccatcagagctgcaaatgtcatggcgctcttgcgtaaggctggaagagtggtggtcctgaacaggaaaa
ccttgagagagaataccccacgataaagcagaagaaacctgactttatattggccactgacatagctgaaatgggagcc
aacctttgctggagcagtgctggattgcaggacggcctttaaagcctgtgcttggatgaagggaggaaggtggcaata
aaagggccactcgtatcctgcacctctgctgctcaaggagggggcgcttgggagaaatcccacagagatggag
actcactactattctgagcctacaagtgaataatgcccaccgctgctggttggaggcctcaatgctcttggaacaac
atggaggtgaggggtggaatggtcggccactctatggcgtgaaggaactaaaacaccagttcccctggtgaaatgag
actgagggatgaccagaggaaagcttcagagaacttagggaattgacctgcccgttggcttctgctgcaagtggc
caaggctggttgaagacgaatgatcgaagtgttgaaggccctgaggaacatgagatctgaaatgacagcgggtga
aacagtgaagtgcagggctcctggaggagcaagaagcctctgcccagggtgtgatgaaaggggtcatctgac
cagagtgcgctgtctgaattattaagttgctgaaggtaggagggagctgtaagtgtagttgtgctgagtgaaactcct
gattcctggctaaaaaagggtggagaggcaatggataccatcagtggttctcactctgaggaaggctctagggttacc
gcaatgactatcaatgatgctgaggcaatgacaatgtcctgctgttatactggtgactactgacatcgggaatggtc
atcttttcatgtctccaaaggcatcagtagaatgtctatggcgatgggcacaaatggcggctggtgatactcatgttcttgg
aggctcaaacccactcacatctcctatgtcatgctcatattcttctgctgatggtggtgtgatccccgagccagggaaca
aaggctccatccaagacaaccaagtggcatacctcattatggcatcctgacgctggttccagcgggtggcagccaacgagct
aggatgctggtgagaaaaccaaaggagaccttgggaagaagaactaattccatctagtgctcaccctggagttggc
ggatctgacctgaagccaggagctgctggacagtgtactgtggcattgttacaatgctctcctcaatgtgcaccactggat
caaagtgaatgtgcaacctgtctgtctggaatagcccagtcagcctcagctccttcttcatggacaaggggataccatt
catgaagatgaatatctcggtcataatgctgctggtcagtggtggaattcaataacagtgatgctctgctgtgcatagg
gtgcgcatgctcactggtctctctatttacctggaatcaaagcgcagcagctcaaagctgcacagagaaggggttccat
ggcgttccgagaacctgtggtgatgggaatccaacagttgacattgaggaagctcctgaaatgctgccccttatgaga
agaaactggctatatactcttctgctctcagcctagctctgttggcattgctcagaacgcccttttattggtgagggcattg
cctagcatcagctgcttagggccgctcatagagggaaacaccagccttcttggaaatggaccatggctgctcctatgaca
ggagctagggggaaatcactatgcttttgggagctatgacaatctatggaagatgaaaactggacgcccgggggag
cgcaatggaaaaacttgggtgaagtctggaagaggggaactgaatctgttggacaagcgacagttttagttgataaaag

Fig.8B

gaccgacattgtggagggtgatcgtgatacggcacgcaggcatttggccgaaggggaaggtggacaccgggggtggcggg
ctccagggggaccgcaaagtaagggtggtccatgagcgtggcctatgtcaagctggaaggtagggtgaltgacctgggggtg
tggccgaggaggctggttactacgctgctgcgcaaaaggaagtgagtggggtcaaaggatttactcttgaagagacg
gcatgagaaacccatgaatgtgcaaagctgggatggaacatcatcacctcaaggacaaaactgatalccaccgccta
gaaccagtgaatgtgacaccctttgtgtgacattggagagtcacatcgtcatcggtcacagagggggaaaggaccgtg
agagtcttgatactgtagaaaaatggctggctgtgggtgacaacttctgtgtaaggtttagctccatacatgccagat
gttctgagaaactggaattgctccaaaggaggttggcgggaacagtgatcaggaaccctctctcagggaattccactcatg
aaatgtactacgtgctggagcccgcagcaatgtcacattfactgtgaaccaaacatcccgcctctgtaggagaatga
ggcgtccaactggaaaagtgaccctggaggctgacgtcatcctcccaatgggacacgcagtggtgagacagacaaggg
accctggcaaaagaggccatagaagaagggtgagaggataaaatctgagtacatgaccttggtttatgacaatg
acaaccctacaggacctggcactactgtggtcctatgtcacaacacctcagggaagtgccgagcatggtaaatggt
gttataaaatctgacatatccatgggacaggatagaggaggtcacaagaatggcaatgactgacacaacccttttga
cagcaaaagagtgttaagaagaaaagtgacaccagagcaaaaggatccaccagcgggaactaggaagatcatgaaagt
tgtcaacagggtgctgttccgcccctggccagagaaaagaaccccagactgtgcacaaaggaagaattttgcaaaa
gtccgaagtcagcagccattggagcttacctggaagaacaagaacagtggaagactgccaatgaggctgtccaagacc
caaagttctgggaactggtggaagaagaagctgcaccaacaaggcaggtgtcggactgtgtgtaacaatgat
ggggaaaagagagaagaagctgtcagagttgggaaagcaaaagggaagccgtgccaatggtatagtggctgggagc
gocgtatctgagttgaggccctgggtctctgaatgaggaccattgggctccagggaaaactcaggaggaggagtgga
aggcattggcttacaatacctaggatagtgtacagagaccctggctgcaatggatggtggtggttctacgaggatgacacc
gctggatgggacacgcgatcacagaggcagaccctgatgatgaacaggagatctgaactacatgagcccacatcaca
aaaaactggcacaagcagtgatggaatgacatacaagaacaaagtggtaagtggtgagaccagcccaggagg
gaaagcctacatggatgtcataagtcgacgagaccagagaggatccgggcaggtagtacttatgctcgaacaccatc
accaactgaaagtccaattgatcagaatggcagaagcagagatggtgatacatccaacatgttcaagattgtatgaa
tcagttctgaccaggctggaggcatggctcactgagcacggatgtgacagactgaagaggatggcgggtgagtgagacg
actgtgtggtccggcccacatgatgacaggttccggcctggcctgtcccactcaacgccatgtccaaggttagaaaggacat
atctgaatggcagccatcaaaaggggtggaatgattgggagaatgtgccctctgttcccaccacttccatgaactacagctg
aaggatggcaggaggattgtggtgcttgcggagaacaggacgagctcattgggagaggaaggggtgtctccaggaaac
ggctggatgatacaggaaacagcttgcctcagcaaaagcctatgccaacatgtggtcactgatgtattttcaaaaaggac
atgaggctactgtcattggctgttctcagctgttcccactcatgggtccacaaggacgcacaacatggtcagttcatggg
aaaggggagtgatgaccacggaagacatgcttgagggtggaacagagatggataaccaacaaccacacatgca
ggacaagacaatggtgaaaaatggagagatgtccctatctaaccaagagacaagacaagctgtgaggatcactgatt
ggaatgaccaatagggccacctgggcccacatccatttagtcatccatcgtatccgaacgctgattggacaggagaa
atacactgatacctaacagtcattggacaggtattctgtgagctgacctgcaactgggtgagcttatctgaaacaccatc
aacaggaataaccgggatacaaaaccacgggtggaacgggactcccacaacctgaaaccgggatataaaccacg
gctggagaaccggactccgacttaaaatgaaacagaaacgggataaaaaactacggatggagaaccgggactccaca
cattgagacagaagaagttgtcagcccagaaccccacagatgttggcactgctaagctgtgaggcagtgaggctggg
acagccgacctccagggtgcgaaaaactgggttctgggacctcccacccagagtaaaaagaacgggagcctccgctac
caccctcccagtggtggttagaaagacggggtctagagggtlagaggagaccctccagggaacaaatagtgggaccata
ttgacgccagggaaagaccggagtggttctctgctttcctccagaggctgtgagcacagttgtcaagaataagcagac
cttggatgacaaacacaaaaccactgggtcggcatggcatctccacctctcgggtccgacctgggcatccgaaggag
gacgcacgtccactcggatggctaaggagagccacgagctcctcagacagatcataatcagccataccacattgtaga
ggtttactgtcttaaaaaacctcccacacctcccctgaacctgaaacataaaatgaatgcaatgtgtgttaactgtttatt
gcagctataatggttacaataaagcaatagcatcacaatttcacaaataaagcattttttcactgcattctagtgtggtttg
tccaaactcatcaagatctgagcaagacgttcccggtgaatattggctcataacacctctgtattactgtttatgtaagcaga
cagtttatgttcatgatgatataattttatctgtgcaatgtaacatcagagattttgagacacaacgtggctttgtgaataa
gaactttgtcagttgaaggatcagatcagcatctcccagacaacgcagaccgttccgtggcaagcaaaagttcaaaa
tcaccaactggtccacctacaacaaagctctcatcaaccgtggctccctcactttctggctgatgagggcgattcaggc
ctggtatgagtcagcaacacctctcagaggcagacctcagcgtagcggagtgatactggcttactatgttggcactga
tgagggtgtcagtgaaagtctcatgtggcaggagaaaaaaggctgcaccgggtcgtcagcagaatattgatcaggat
atattccgcttctcgtcactgactcgtacgctcggctcgtcagctcggcgagcggaaatggctacgaacggggcgga
gatttctggaagatgccaggaagatacttaacaggggaagtgagagggccgcggaagccggttttccataggtctcgcg

Fig. 8C

ccccctgacaagcatcacgaaatctgacgctcaaatcagtggtggcgaaacccgacaggactataaagataccaggcg
 tttccccggggctccctcgctcctctcctgcttccggttacccgggtcattccgctgtatggccggttctcatt
 ccacgcctgacactcagttccgggtaggcagttcgtcctcaagctggactgtatgcacgaacccccggtcagtcgaccgc
 tgcgcttatccggtaactatcgtctgagtccaacccggaaagacatgcaaaagcaccactggcagcagccactggtaat
 tgatttagaggagttagcttgaagtcagcgcgggtaaggctaaactgaaaggacaagtttgggactgcgctcctcaa
 gccagttacctcgggtcaaagagttgtagctcagagaacctcgaaaaaccgacctgcaaggcggttttcgtttcagag
 caagagattacgcgacacccaaacgatctcaagaagatcatttattaaggggtcagcgtcagtggaacgaaaact
 cacgtaagggttttggcatgagattatcaaaaaggatctcacctagatccttttaaaatgaaagtttaaatcaatc
 taaagtatatatgagtaaaacttggtctgacagttaccaatgcttaatcagtgaggcacctatctcagcgatctgtctattcgtc
 atccatagttgctgactccccgctgtgtagataactacgatacgggagggttaccatctggccccagtgctgcaatgatac
 cgcgagaccacgctcaccggtccagattatcagcaataaacccagccagccggaaggccgagcgcagaagtggt
 cctgcaactttatccgctccatccagcttataattgttgcgggaagctagagtaagtagttcggcagtaaatagttgcca
 acgttgtgcaattgctgcaggcatcgtgggtcagcgtcgtggttggatggctcattcagctccgggtccaacgatcaag
 gcgagttacatgatccccatgttggcaaaaaagcggtagctcctcggctcctcgatcgtgtcagaagtaagttggccg
 cagtggtatcactcatggttatggcagcactgcataattctctactgtcatgcatccgtaagatgctttctgtgactggtgagta
 ctcaaccaagtcattctgagaatagtgatgcggcgaccgagttgctctgcccggcgtcaacacgggataataccgccc
 acatagcagaactttaaagtgctcatcattggaaaacgttctcggggcgaaaactctcaaggatctaccgctgtgagat
 ccagttcgatgtaaccactcgtgcaccaactgatctcagcatctttactttaccagcgtttctgggtgagcaaaaacag
 gaaggcaaaatgccgaaaaagggataaagggcgacacggaaatgtgaatactcatactctccttttcaatatttg
 aagcattatcaggggtattgtctcatgagcggatacatattgaaatgatttagaaaaataacaaataggggtccgcgac
 atttccccgaaaaagtgccacctgacgtgacgacggccgctagcagatgacctgctgattggtcgtgaccatttccgggt
 ggggacggcgttaccagaaactcagaaggttgcacacaaacccgactctgacggcagtttacgagagagatgatag
 ggtctgctcagtaagccagatgctacacaattaggctgtacataattgctgtagaacgggctacaattaatacaacctt
 atgtatcacacatacagatttagtgacactata (SEQ ID NO: 6)

Fig.8D

gatgggcccgcgatgagagaagcccagaccaattacctacccaaaatggagaaagttcacgttgacatcgaggaaga
 cagcccattcctcagagctttcagcggagctcccgagttgaggtagaagccaagcaggtcactgataatgaccatgc
 taatgccagagcgttttcgcatcggctcaaaactgatcgaaacggaggtggacctatccgacacgatccttgacattgga
 agtgcgcccgcgagaaatgattctaagcacaagatcattgtatctgctcagatgagatgtgaggaagatccggagat
 tgtataagtagcaactaagctgaagaaaaactgtaaggaaataactgataaggaattggacaagaaaatgaaggagat
 ggccgcccgtatgagcgaacctgacctgaaactgagactatgtcctccacgacgagctgctgctacgaaggg
 caagtgcgtgttaccaggatgtatacgggtgacggaccgacaagctctatcaccagccaataagggagttagagtc
 gcctactggataggctttgacaccaccctttatgttaagaactggctggagcatatccatcatactctaccaactgggccc
 acgaaaccgtgtaaccggtcgtaacataggcctatgcagctctgacgttatggagcgggtcacgtagagggatgtccattct
 agaaagaagtattgaaaccatccaacaatgttctattctgttggctcgacctctaccacgagaagagggacttactga
 ggagctggcacctgcccgtctgtatttcacttacgtggcaagcaaaattacacatgtcgggtgagactatagttagttgcgac
 gggtagctgtttaaagaatagctatcagtcaggcctgtatgggaagccttcaggctatgctgctacgatgcaccgag
 ggattctgtgctgcaaagtacagacacattgaacggggagaggtctctttcccggtgacglatgtccagctacatt
 ggtgaccaaatgactggcactactggaacagatgtcagtcggacgacgcaaaaactgctggtgggctcaaccag
 cgtatagctgcaacggtcgcaccagagaaacaccaataccatgaaaaattacctttgcccgtagtgcccaggcatt
 gctagggtggcaaggaatataaggaagatcaagaagatgaaaggccactaggactacgagatagacagttagtcag
 ggtgtgttgggcttttagaaggcacaagataaacatctattataagcggccggatacccaaacatcatcaagtgaa
 gcgattccactattcgtgctgcccaggataggcagtaacacattggagatcgggctgagaacaagaatcaggaaaatg
 ttagaggagcacaaggagccgtcacctctcattaccgcccaggacgtacaagaagtaagtcgcagccgatgaggct
 aaggaggctgctgaagccgaggaggtgcgagcagctctaccaccttggcagctgatgttagggagcccactctggaagc
 cgatgtcagcttgatgtaacagaggctggggccgctcagtgagacacctcgtggctgataaaggttaccagctacga
 tggcaggacaagatcggctctacgctgtgcttctccgagggtgtactcaagagtgaaaaattatctgcatccaccctct
 cgctgaacaagtcagtgataacacactctggccgaaaagggcgttatgccgtggaaccatccatggtaaagtgtgg

Fig. 8E

tgccagaggacatgcaatacccgtccaggacttcaagctctgagtgaagtgccaccattgtgtacaacgaacgtgagt
tcgtaaacaggtagctgacccatattgccacacatggaggagcgctgaacactgatgaagaatattacaaaactgtcaag
cccagcgagcagcagcggaataacctgtacgacatcgacaggaaacagtgctgcaagaaagaactagtactgggct
agggctcacaggcgagctggggatcctccctccatgaattcgctacgagagtctgagaacacgaccagccgctccta
ccaagtaccaaccataggggtgtatggcgtgccaggatcaggcaagtctggcatcattaaagcgcagtcacaaaaaa
gatctagtggtgagcgccaagaaagaaaactgtgcagaaattataagggaacgtcaagaaaatgaaagggctggacgtc
aatgccagaactgtggactcagtgctctgaatggatgcaaacaccccgtagagaccctgtalattgacgaagctttgctgt
catgcaggtagctcagagcgctcatagccattataagacctaaaaagcagtgctctgcggggatcccaaacagtgcg
tttttaacatgatgtgctgaaagtgcattttaaccacgagattgacacaaagctctccaaaaagcatctctcgccgtgca
ctaaatctgtgactcggctcgtctcaacctgtttacgacaaaaaaatgagaacgacgaatccgaaagagactaagattgt
gattgacactaccggcagtaacaaacctaaagcaggacgatctcattctcactgtttcagagggtgggtgaagcagttgcaa
atagattacaaaggcaacgaaataatgacggcagctgcctctcaaggctgaccgtaaagggtgtatgccgttcggtgta
caaggatgaatgaaaatcctctgtacgacccacctcagaacatgtgaacgtcctactgaccgcacggaggaccgcatc
gtgtggaacactagccggcgacccatggataaaaactgactgccaagtaccctgggaatttcactgccacgatag
aggagtggcaagcagagcatgatccatcatgaggcacatctggagagaccggaccctaccgacgtctccagaataa
ggcaaacgtgtgtgggccaaggctttagtgccgggtgctgaagaccgctggcatagacatgaccactgaacaatggaac
actgtggatttttgaacggacaaagctcactcagcagagatagtattgaaccaactatgctgaggttcttggactcgat
ctggactccggctattttctgacccactgttccgttatccattaggaataatcactgggataactccccgtgcctaacatgta
cgggctgaataaagaagtggtccgtcagctctctcgcaggtagccacaactgcctcgggcagttgccactggaagagtct
atgacatgaacactggtacactgcgcaattatgatccgcgataaacctagtacctgtaaacagaagactgcctcatgcttt
agtcctccaccataatgaacaccacagagtgacttttctcattcgtcagcaattgaagggcagaactgtcctggtggtcg
gggaaaagtgtccgtcccaggcaaaatggtgactggtgtcagaccggcctgaggctacctcagagctcggctggattt
aggcatcccagggtgatgtgccccaatatgacataatattgttaatgtgaggaccctataaataccatcactatcagcagt
gtgaagacctgcccattaagcttagcatgtgaccaagaagctgtctgcatctgaatcccggcggaacctgtgtagcat
aggttatggttacgctgacagggccagcgaagcatcattggtgctatagcggcagttcaagtttcccgggatgcaaa
ccgaaatcctcactggaagagacggaagttctgtttgtattcattgggtacgatcgcaaggcccgtacgcacaatcctfaca
gcttcatcaaccttgaccaacattatatacaggtccagactccacgaagccggatgtgcacctcatatcatgtggtcgag
gggatattgccacggccaccgaaggagtgattataaatgctgctaacagcaaggacaacctggcgagggggt
gtgaggagcgctgtataagaaattcccggaaagcttcgatttacagccgatcgaagtaggaaaagcgcgactggtcaaa
ggtgcagctaaacatatactcatgcccgtaggacaaaactcaacaaagtttcggagggtgaagggtgacaaacagttggca
gaggcttatgagtcacgctaagattgtcaacgataacaattacaagtcagtagcgattccactgtgtccaccggcatctttt
ccgggaacaaagatcgactaaccaatcattgaaccattgtgacagcttttagacaccactgatgcagatgtagccatata
actgcagggacaagaaatgggaaatgactctcaaggaagcagtggttaggagagaagcagtgaggagatagcagata
tccgacgactctcagtgacagaacctgatgcagagctggtgaggggtcatccgaagagttcttggctggaaggaagg
ctacagcaaacgcatggaacaaactttctcatatttgaagggaccaagttaccaggcggccaaggatatagcagaa
attaatgcatgtgcccgtgcaacggaggccaatgagcaggtatgcatgtatctcggagaaagcatgagcagatt
aggtcgaaatgccccgtcgaagagtcggaagcctccacaccactagcagctgccttgcctgtgcatccatgcatgact
ccagaaagagtagcagcgcctaaaagcctcagctccagaacaaactgtgtgctcatccttccattgccaagataga
atcactggtgtgcagaagatccaatgctcccagcctatattgttctcaccgaaagtgctcgtatattcatccaaggaagat
ctcgtggaaaacaccacggtagcagagactccggagcctcggcagagaaaccaatccacagaggggacacctgaac
aacaccactataaccgaggtgagaccaggactagaacgcctgagccgatcatcatgaagaggaagaagagat
agcataagttgtgctcagatggcccagaccaccaggtgctgcaagtcgaggcagacattcacgggcccctctgtatct
agctcatcctggtccattcctcatgcatccgactttgatgtggacagttatccatactgacaccctggaggagctagcgtg
accagcggggcaacgtcagccgagactaaccttactcgaagagatgaggtttctggcgcgaccgggtcctgcgct
cgaacagttatcaggaacctccacatcccgtccgcgcacaagaacaccgctcacttgacaccagcagggcctgctgca
gaaccagcctagtttccaccccggcagcgtgaatagggtgatcactagagaggagctcagggcgttaccctccagcag
cactcctagcaggtcgtctcgagaaccagcctggtctcaaacccggcagcgtaaatagggtgattacaagagaggag
ttgaggcgttcgtagcacaacaacaatgacggtttgatgcggtgcatacacttttctccgacaccggtaagggcattta
caacaaaaatcagtaaggcaaacggtgctatccgaaggtgtgtggagaggaccgaattggagatttctgatgccccgcg
cctcgaccaagaaaaagaagaattactacgcaagaaattacagttaaatcccacacctgtaacagaagcagatacca
gtccaggaaggtggagaacatgaaagccataacagctagacttctgcaaggcctagggcattattgaaggcagaa

Fig. 8F

ggaaaagtgagtgctaccgaaccctgcatcctgttcctttgattcatctagtgtgaaccgtgcctttcaagcccaaggtc
gcagtggaagcctglaacgccatgtgaaagagaacttccgactgtggcttctactgtatttccagagtagatgcctatt
tggacatgggtgacggagcttcatgctgcttagacactgccagttttgccctgcaaagctgcgagcttccaagaaacac
tcctatttggaaaccacaatcagatcggcagtgccctcagcgtaccagaacacgctccagaacgtcctggcagctgccac
aaaaagaaattgcaatgacgcaaatgagagaattgcccgtatfggattcggcgcccttaattgtggaatgctcaagaa
atatgctgtaataatgaatattgggaaacgtttaaagaaaaccctatcagccttactgaagaaaacgtggtaaatcatt
accaaattaaaggaccaaaagctgctgctcttttgcgaagacacataattgaaatgtgtgcaggacataccaatggaca
ggtttglaatggactaaagag agacgtgaaagtgactccaggaacaaaacatactgaagaaacggcccaaggtagcagg
tgatccaggctgccgatccgctagcaacagcgtatctgtgcggaatccaccgagagctggttaggagattaaatgcggtcc
tgctccgaacaltcatacactgtttgatatgtcggctgaagactttgacgctattatagccgagcactccagcctgggattgt
gttctggaaactgacatcgcgctgfttgataaaagtgaggacgacgcatggctctgaccgcttaatgattctggaagactt
agggtggagcagagctgttgacgctgattgaggcggcttccggcgaatttcaatacattgcccactaaaactaaat
ttaaattcggagccatgatgaaatcggatgtcctcacactgtttgtgaacacagtcalttaacattgtaatcgcaagcagag
tgttgagagaacggctaaccggatcccatgtgcagcaltcattggagatgacaatacgtgaaaggagtaaatcggac
aaattaatggcagacagggtgcgccacctgggtgaatattggaagcaagattatagatgctgtggtggcgagaaagcgc
ttattctgtggagggtttatttctgtgactccgtgaccggcacagcgtgccgtgtggcagaccctaaaaaggctgtttaag
ctggcaaacctctggcagcagcgtgaaacatgatgatgacaggagaagggcattgcatgaagagtcacacgcgtgg
aacggagtgggtattcttcagagctgtgcaaggcagtagaatcaaggtatgaaaccgtaggaaactccatcatagttatgg
ccatgactactctagctagcagtgtaaatcaltcagctaccctgagagggggccctataactctctacggctaacctgaatgg
actacgacatagctagctccccaagtctagaccatgtctgtgctgtaaagctcagggaaaaaccctgggcgtaaatgtgt
acgacgaggagttcgtcctgtcaaacaaaataaaacaaaaacaaaacaaatggaaacagacctggaccctcaag
agggtgtcaaggattatcttttcttttctcaacatttgaactgtgaaaaaagatcacagcccactaaagggtgtggaaaa
tgctggaccaagacaaggctggctgttctaaggaaagtcaagagagtggtggccagttgatgagaggattgtcctcaa
ggaaacgcccgtcccagatgttctgactgtgcaattcctaatttgggaatgctgtgtgatgacgggtggataagggcccctat
aactctctacggctaaccctgaatggactacgacatagctagctccccaagtctagagcttaccatgaccgagtaacaagcc
cacgggtgcgctcgcaccccgcgacgagctcccaggggccgtacgcacccctcgcgcgctgcgactaccccgc
cacgcccacaccgctgatccggaccgccacatcgagcgggtcaccgagctgcaagaactcttctcaacgctcgg
gctcgacatcggcaagggtgtgggtcgcggacgacggcgcgcccgggtgcggtcggaccacgcccggagagcgtcgaag
cgggggcccgtgtcgcgagatcggcccgcgcatggccgagttgagcgggtcccggctggcccgcgacacagatgg
aaggcctcctggcgcgaccggcccaaggagcccgcgtggttctgccaaccgctggcgtctcggcccaccaccagg
gcaaggggtcggcagcgcgctcctcggagctggagggccggcggagcgcgcccgggtgcccgcctcctgggaga
cctcgcgcccgcgaacctcccctctacgagcggctcggcttaccgctacccgcgacgctcagtgcccgaaggaccg
cgcgacctgggtgatgaccgcaagcccgggtgcctgacgcccgcacccacgcccgcgagcccgaagaggagc
gcaagcccagatgctgtagaccatgggtaccgagtagtattgactgtcaaaagggtgattgtacccccgaagaccata
tgtgacacaccctcagatcacgccaaaacattacagccggtgtcaaaaaccgctggagctgggttaacatccctgct
gggaggatcagccgtaattattataattggcttggtgctggctactattgtggccatgtacgtgctgaccaaccagaaacata
attgaatacagcagcaattggcaagctgctacatagaactcggcgatggcatccgcctaaaaattttatttttctt
ttctttccgaatcgattttgttttaattttcaaaaaaaaaaaaaaaaaaaaaaaaaaacgcgtcaggggaattaattctga
agacgaaagggccagggtggcactttcggggaaatgtgcgcggaaccctattgtttattttctaaatacattcaaatatgta
tccgctcatgagacaataaccctgataaatgctcaataatattgaaaaaggaagatgagtagtattcaacattcctgtgctg
cccttattccctttttcggcaltttgccttccgtttttgctaccagaaaacgctggtgaaagtaaaagatgctgaagatcagtt
gggtgcacgagtggttacatcgaactggatctcaacagcggtaagatccttgagagtttcccccgaagaacgtttcca
atgatgagcacttttaagttctgctatgtggcgggtattatcccgtgtgacgcccgggcaagagcaactcggctcggcgt
acactattctcagaatgactggtgagtagtaccagctcacagaaaagcatcttacggatggcatgacagtaagagaatta
tgcagtgctccataaccatgagtgataaactcgcggcaacttactctgacaacgatcggaggaccgaaggagctaac
cgctttttgcacaacatgggggatcatgtaactcgcctgatcgttgggaaccggagctgaatgaagccataccaaaacgac
gagcgtgacaccacgatgctgtagcaatggcaacaacgttgcgcaaaccttataactggcgaactactactctagctccc
ggcaacaattaatagactggatggaggcggataaagttgcaggaccactctgcgctcggcccctcggctggtggtttatt
gctgataaatcggagcccgtgagcgtgggtctcgcggatcaltgcagcactggggccagatggttaagccctcccgtatc
gtagttatctacagcaggggagtcaggcaactatggatgaacgaaatagacagatcgtgagatagggtcctcactgatt
aagcattggtaactgacagcaagttactcatatatactttgattgatttaaacttcaatttaattaaaggatctaggta

Fig. 8G

agatccttttgataatctcatgacccaaatcccttaacgtgagtttctggtccactgagcgtcagaccccgtagaaaagatca
aaggatctctgagatcctttttctgcgtaactctgctgctgcaacaaaaaaccaccgctaccagcgggtgtgtg
ccgtagcaagagctaccaactcttttccgaaggtactggtcagcagagcgcagataccaaatactgctcttagtga
gccgtagtaggcccaccactcaagaactctgtagcaccgcctacatacctcgtctgtaactctgtaccagtggtgctg
cagtgccgataagtcgttaccgggttgactcaagacgatagttaccggataaggcgcagcggctgggctgaacgg
ggggtcgtgcacacagccagctggagcgaacgacctacccgaactgagatacctacagcgtgagcattgagaaa
gcccacgctcccgaaggagaaaggcggacaggtatccggtaagcggcagggctggaacaggagagcgcacga
gggagctccaggggaaacgcctggtatctttagctcgtcgggttccacacctgactgagcgtcgattttgtgatg
tcgtcagggggggagcctatgaaaaacgccagcaacgcgagctcgatttaggtgacactata
(SEQ ID NO: 7)

Fig. 8H

gatggcgggcgcagagagaagcccagaccaattacctacccaaaatggagaaagttcacgtgacatcgaggaaga
cagcccattcctcagagcttgcagcggagctcccgagttgaggtagaagccaagcaggtcactgataatgaccatgc
taatgccagagcgttttcgcatctggtctcaaaactgatcgaacggagggtggacccatccgacacgatccttgacattgga
agtgcgcccgcgcagaatgtatctaagcacaagtatcattgtatctgctccgatgagatgtgcggaagatccggacagat
gtataagatgcaactaagctgaagaaaaactgaaggaaataactgataaggaattggacaagaaaatgaaggagct
ggccgctcatgagcgcaccctgacctggaactgagactatgtcctccacgacgacgagctgctgctacgaaggg
caagtcgctgttaccaggatgatacgcggtgacggaccgacaagctctatcacaagccaataaggagttagagtc
gcctactggataggctttgacaccaaccctttatgttaagaactggctggagcatatccatcactctaccaactggccg
acgaaaccgtgtaacggctcgtaacatagggcctatgcagctcgtacgttatggagcggtcacgtagagggatgtccattct
agaaagaagtatttgaaccatccaacaatgttctattctgttggctcgacctctaccacgagaagagggacttactga
ggagctggcacctgcccgtctgatttcaactacgtggcaagcaaaattacacatgctgggtgagactatagtttagtgac
gggtacgtgtaaaagaatagctatcagtcaggcctgtatgggaagcctcaggctatgctgctacgatgcaccgcgag
ggattctgtgctgcaagtgacagacacaltgaacggggagagggctctttccggtgacagatgtgcccagctacatt
gtgtgacaaatgactggcactggtgcaacagatgtcagtcggacgacgcgcaaaaactgctgggtgggctcaaccag
cgtatagctgcaacggctgcacccagagaaacaccaataccatgaaaaattacctttgcccgtagtggcccaggcattf
gctaggtgggcaaggaatataaggaagatcaagaagatgaaaggccaactaggactacgagatagacagttagtcag
gggttgtggcttttagaaggcacaagataacatctattataagcggccggatacccaaacatcatcaagtgaaaca
gcatctccactcattcgtgcccaggataggcagtaacacattggagatcgggctgagaacaagaatcagagggatg
ttagaggagcaagggagccgctcacctctcattaccgcccaggagctacaagaagctaaagtgcgcagcagcaggt
aaggaggtgcgtgaagcccaggaggtgcgcgcagctctaccaccttggcagctgatgtgaggagcccactctggaagc
cgatgctgactgatgttacaagaggctggggccggctcagtgagacacctcgtggctgataaaggttaccagctcga
tggcggaggacaagatcggctctcagctgcttctccgaggctgtactcaagagtgaaaaattatctgcatccacctct
cgctgaacaagtcagtgataacacactctggccgaaaaggcgttatgcccgtggaaccataccatggtaaagtgtg
tgcagagggacatgcaatacccgtccaggacttcaagctctgagtgaaagtgcaccattgtgtacaacgaacgtgag
tcgtaaacaggtacctgcacatattgccacacatggaggagcgtgaacactgatgaagaatattcaaaaactgcaag
cccagcagcagcagcggcgaatacctgtacgacatcgacaggaaacagtcgtcaagaaagaactagtcactgggct
agggctcacaggcagcgtggtgatcctccctccatgaattcgctacgagagcttgagaacacgaccagccgctcctta
ccaagtaccaacctaggggtgtatggcgtgccaggatcaggcaagctggcatcattaaaagcgcagtcacaaaaaa
gatctagtggtgagcgaagaaagaaaactgtgcagaaattataagggacgtcaagaaaatgaaaggctggacgct
aatgccagaactgtgactcagtgctctgaaatggatgcaaacccccgtagagaccctgtatattgacgaagctttgctgt
catgcaggtactctcagagcgtcatagccattataagacctaaaaggcagtgctctcggggatcccaaacagtcgg
tttttaacatgatgtgctgaaagtcattttaaccacgagatttgcacacaagtctccaaaaagcatctctcgggtgca
ctaaatctgtgactcggctcgtctcaacctgttttacgacaaaaaaatgagaacgacgaatccgaaagagactaagattg
gattgacactaccggcagtaccaaacctaagcaggacgatctcattctactgtttcagagggtgggtgaaagcagtgcaa
atagattcaaaaggcaacgaataatgacggcagctgcctctcaagggctgacctgaaagggtgtatgcccgtcggta
caaggatgaaatcctctgtacgacccacctcagaacatgtgaacgtcctactgacctgcagggaggacgcagc
gtgtggaaaacactagccggcagccatggataaaaaactgactgccaagctaccctgggaattcactgcccagatag
aggagtgcaagcagagcatgatgcatcatgaggcacatctggagagaccggaccctaccgacgtctccagaataa

Fig. 8I

ggcaaacgtggtggccaaggccttagtgcgggtgctgaagaccgctggcatagacatgaccactgaacaatggaac
actgtggattatttgaaacggacaaagctcactcagcagagatagattgaaccaactatgctgaggttcttggactcgtat
ctggactccggtctatcttctgcaaccactgtccgtatccattaggaataatcactgggataactcccgtcgcctaacatgta
cgggctgaataaagaagtggtccgtcagctctctcgcaggtaccacaactgcctcgggcagttgccactggaagagtct
atgacatgaacactggtacactgcgcaattatgatccgcgataaacctagtacctgtaaacagaagactgcctcatgcttt
agtctccaccataatgaaccccacagagtgactttctcattcgtcagcaaatgaagggcagaactgtcctgggtgctc
gggaaaagtgtccgtccaggcaaaatggtgactggtgctcagaccggcctgaggctacctcagagctcggctggatt
aggcatcccaggatgctgcccataatgacataatattgtaatgtgaggccccataaaataaccatcactatcagcagt
gtgaagaccatgccattaagcttagcatgttgaccaagaagctgtctgcatctgaatcccggcggaacctgtgctcagcat
aggttatggtacgtgacagggccagcgaagcatcattggtctatagcgcggcagttcaagtttcccgggtatgcaaa
ccgaaatctcactgaagagacggaagttctgtttgattcattgggtacgatcgcaaggcccgtacgcacaatccttaaa
gctttcatcaacctgaccaacattatacaggtccagactccaagaagccggatgtgcacccatcatatcatgtggtgctgag
gggatattgccacggccaccgaaggagtattataatgctgtaaacagcaaaggacaacctggcgagggggtgtgctg
gagcgtgtataagaaatcccggaaagctcgtattacagccgatcgaagtaggaaaagcgcgactggtcaaagggtgc
agctaaacatatcattcatgcccgtaggaccaaactcaacaaagttcggagggtgaagggtgacaacagttggcagagg
cttatgagtcctcgtatgaatgtcaacgataacaattacaagtcagtagcgtattcactgtgtccaccggcatctttccgg
gaacaaagatcgactaacccaatcattgaaccattgtgacagcttttagacaccactgatgcagatgtagccatatactgc
agggacaagaaatgggaaatgactctcaaggaagcagtggttaggagagaagcagtgaggagataigcatatccga
cgactctcagtgacagaacctgatgcagagctggtgaggggtcatccgaagagttcttggctggaaggaagggctaca
gcacaagcgtatggcaaaactttctcatattggaagggaccaagttcaccaggcggccaaggatatagcagaaattaat
gccatgtggcccgtgcaacggaggccaatgagcaggtatgcatgtatctcctgggagaaagcatgagcagttatggctc
gaaatgcccgtcgaagagtcggaagcctccacaccactagcagctgcctgtgtgcatccatgcatgactccaga
aagagtcagcgcctaaaagcctcagctccagaacaaactactgtgtctcatctttcattgccgaagatagaatcact
ggtgtgcagaagatccaatgctcccagcctatattgtctcaccgaaagtgctcgtatattcatccaaggaagatctcgtg
gaaacaccaccggtagacgagactccggagccatcggcagagaaccaatccacagaggggacacctgaacaacca
ccacttataaccggatgagaccaggactagaacgcctgagccgatcatcatcgaagaggaagaagaggatagcat
aagttgtctcagatggcccagccaggtgctgcaagtcagggcagacattcagggccgctctgtatcgtgactc
atcctgttccattctcatgcatccgactttgatgtggacagttatccatacttgacaccctggagggagctgctgaccag
cggggcaacgtcagccgagactaaactcttactcgaagagataggtgagttctggcgcgaccggtcctgcgctcgaac
agtattcaggaaccctccacatcccgtcctcgcgacagaacaccgctcactgacccagcagggcctgctcgagaacc
agcctagttccaccggccagcgtgaaatgggtgatcactagagaggagctcagggcgttaccctgcacgcactcc
tagcaggctggctcgtgagaaccagcctggtctcaacccgcaggcgtaaatagggtgattacaagagaggagttgag
gcttctgtagcacaacaacaatgacggttgatgcggtgcatacatctttcctccgacaccggcattacaac
aaaaatcagtaaggcaaacggtgctatccgaagtgggtgtaggagaccgaattggagattcgtatgcccgcgctc
gaccaagaaaaagaagaactactacgcaagaaattacagttaaatccacacctgtaacagaagcagataaccagtc
aggaaggtggagaacatgaaagccataacagctagacgtattctgcaaggcctagggcattattgaaggcagaagga
aaagtggagtgtaccgaaccctgcatcctgttcttctgattcatctagtgtgaaccgtgcctttcaagccccaggctc
tggaagcctgtaacgcatgttgaaagagaactttccgactgtggtcttactgtatttccagagtacgatgcctatttga
catggtgacggagcttcatgctgtagacactgccagttttgcctgcaaaagctgcgcagctttcaaagaacactccta
tttgaaccacacaatacgtatcggcagtcctcagcgtaccagaacacgcctccagaacgtcctggcagctgccaaaa
agaaattgcaatgtcacgcaaatgagagaattgcccgtattggattcggcgcccttaattgtggaatgctcaagaaatagc
gtgtaataatgaatattgggaaacgttaagaaaaccccatcaggctactgaagaaaacgtggtgaaattacattacca
attaaaaggacaaaagctgctgctcttttgcgaagacacataattgaaatgtgagacataccaatggacaggtttgt
aatggacttaagagagacgtgaaagtgactccaggaacaaaacatactgaagaacggccaagggtacaggtgatcc
aggctcggatccgctagcaacagcgtatctgtcggaaatccaccgagagctggttaggagattaaatcgggtcctgctc
cgaacattcatacactgtttgatgtcggctgaagactttgacgctattatagccgagcactccagcctggggattgttctg
gaaactgacatcgcgtcgttgataaaagtgaggacgacgcatggctctgaccgcttaatgattctggaagacttaggtg
tggacgcagagctgtgacgctgattgagggcgttctcggcgaatttcaatacatttggccactaaaactaaatataat
tcggagccatgatgaaatctggaatgttctcacactgtttgtgaacacagtcattaacattgtaatcgcaagcagagtgtga
gagaacggctaaccggatccatctgtcagcattcattggagatgacaataatcgtgaaaggagtc aaatcggcaaaatta
atggcagacaggtgcgccacctggtgaaatggaagtcaagattatagatgctgtggtggcgagaaagcgcctatttct

Fig. 8J

gtggagggttattttgtgactccgtgaccggcacagcgtgccgtggcagaccccctaaaaaggctgttaagcttggc
aaacctctggcagcagacgatgaacatgatgatgacaggagaagggcattgcatgaagagtcaacacgctggaaccg
agtgggtattcttcagagcgtgcaaggcagtagaatcaaggatgaaaccgtaggaacttccatcatagttatggccatga
ctactctagctagcagtgtaaatcattcagctacctgagagggggcccctataactctctacggctaacctgaatggactacg
acatagctagctccgccaagtctagaccatgtctggctgtaaaagctcagggaaaaaacctgggctcaatatggtagcagc
aggagtgcctcctgtcaaaacaaaataaaaacaaaaacaaaacaaattggaaacagacctggacctcaagagggtgtt
caaggattatcttttcttttggtaacattttgactggaaaaaagatcacagcccactaaaggaggtgtgaaaaatgctgga
cccaagacaaggctggctgttcaaggaaagtcaagagagtggtggccagttgatgagaggattgctcaaggaaac
gccgtcccagatgttctgactgtcaattcctaattttgggaatgctgttgatgacgggtggagtgacctgggtgcggaaaaa
cagatggtgtcctaaatgtgacatctgaggacctcgggtaagggcccctataactctctacggctaacctgaatggacta
cgacatagctagctccgccaagtctagagcttaccatgaccgagtaacagcccacgggtgcgctcgcaccccgagcga
cgtcccaggggcgtacgcacctcgcgcccggctcgcgactaccccgccacgcgcccacaccgtcagatccggaccg
ccacatcgagcgggtcaccgagctgaagaactctctcctcagcgcgctcgggctcgcacatcggcaagggtggtgctcgcg
gacgacggcgccggtggtgctgaccacgcgggagagcgtcgaagcggggcggtgtcgcgagatcggccc
gcgcatggcggagttgagcgggtccggctgcccgcgagcaacagatggaaggcctcctggcgccgaccggccca
aggagcccgcgtggttctggccaccgtcggcgtctcggccaccaccagggaagggtctgggcagcgcctcgtgct
ccccggagtgaggcgccgagcgcgcccgggtgcccgcctcctggagacctccgcgccccgcaacctccccctctac
gagcggctcggctcaccgtcaccgcccagctcagagtgcccgaaggaccgcgacctggtgatgaccgcaagccc
gggtcctgacgcccacccagcaccgcagcggcaccgaaaggagcgcacgaccccatgatcgttagaccatgg
ggtaccgagatgttactgtcgaagggtgattgtacccccgaaagaccatattgtgacacacctcagatcacgccc
acattacagccggtgtcaaaaaccgctggagcgtggttaacatccctgctgggaggatcagccgtaattattataatg
gcttgggtcgtgactactgtggccatgtacgtcgtaccaaccagaaacataatgaatacagcagcaatggcaagctg
ctacatagaactcgcggcgattggcatgccgcctaaaattttttttttttttttttttttttttttttttttttttt
aaaaaaaaaaaaaaaaaaaaaaaaaacgctcgaggggaattaattctgaagacgaaaggccagggtggcactttc
ggggaaatgtgcccgaaccccctattgttttttttaataacattcaaatatgtatccgctcatgacaataacccctgata
aatgcttcaataatattgaaaaaggaagagatgagtattcaacattccgtgctcgccttattccctttttgcccattttgcctt
cctgttttctcaccagaaaacgctggtgaaagtaaaagatgctgaagatcagttgggtgcacgagtggttacatcgaac
tggatctaacagcggtaagatccttgagagtttgcggcgaagaacgtttccaatgatgagcacttttaagttctgctatg
tggcgcggtattatcccgtgttgacgcccggcaagagcaactcggctcggcgcatacactattctcagaatgactggtgagt
actcaccagtcacagaaaagcatcttaccgatggcatgacagtaagagaattatgcagtgctgcataaccatgagtgat
aacactgcggccaacttactctgacaacgatcggaggaccgaaggagctaaccgctttttgcacaacatgggggatcat
gtaactcgcctgatcgttgggaaccggagctgaatgaagccataccaaacgacgagcgtgacaccacgatgctgtag
caatggcaacaacgttgcgcaaaactattaactggcgaacttactctagcttccggcaacaattaatagactggatgga
ggcggataaagttgcaggaccactctcgcctcggcccctcggctgggtggttattgctgataaaactggagccggtagc
gtgggtctcgggtatcattgcagcactggggccagatggtgaagccctccgctatcgtagttatctacagcaggggagtc
ggcaactatggatgaacgaaatagacagatcgtgagataggtgcctcactgattagcattggtactgtcagaccaagt
ttactcatatacttttagattgattaaaacttcaatttaaaaggatctaggtaagatccttttgataatctcatgacc
aatccctaacgtagtgggttccactgagcgtcagaccccgtagaaaagatcaaggatcttctgagatcctttttctgc
gcgtaatctgctgcttcaacaaaaaaaccaccgctaccagcgggtggtttgttggcggatcaagagctaccaactctttt
ccgaaggtactggctcagcagagcgcagataccaatactgtcctctagtgtagccgtagttaggccaccactcaag
aactctgtagcaccgctacatacctcgtctgtaatcctgttaccagtggctgctgccagtgggcgaatagtcggtctacc
gggtggactcaagacgatagttaccggataaggcgcagcggctcgggctgaacggggggtcgtgacacagcccagct
tggagcgaacgacctacaccgaactgagatacctacagcgtgagcattgagaaagcgcacgctcgggaagggaga
aaggcggacaggtatccggtagcggcagggctggaacaggagagcgcacgagggagcttcagggggaaacgccc
tggatctttatagctcgtcgggttcgcccctcgtactgagcgtcgtgattttgtgatgctcgtcagggggggcggagcctatgg
aaaaacgcccagcaacgcgagctcgtatttagtgactata (SEQ ID NO: 8)

Fig.8K

gatgggcgccgcatgagagaagcccagaccaattacctacccaaatggagaaagttcacgtgacatcgaggaaga
cagcccattcctcagagcttgcagcggagctcccgcagttgaggtagaagccaagcaggtcactgataatgacctgc
taatgccagagcgtttcgcacatctggctcaaaactgatcgaacggaggtggaccatccgacacgatccttgacattgga
agtcgccccgccgcagaatgtattctaagcacaagtatcattgtatctgtccgatgagatgtgcggaagatccggacagat
tgtataagtatgcaactaagctgaagaaaaactgtaaggaaataactgataaggaattggacaagaaaaatgaaggagct
ggccgccgctcatgagcgcacctgacctggaaactgagactatgtgctccacgacgacgagtcgtgctcgaaggg
caagtcgctgttaccaggatgtatacgcggtgacggaccgacaagtctctatccaagccaataagggagtagagtc
gcctactggataggcttgacaccacccctttatgttaagaactggctggagcatalccatcatactctaccaactgggccc
acgaaaccgtgtaacggctcgtaacataggcctatgcagctctgacgttatggagcggtcacgtagagggatgtccattct
agaaagaagatttgaaccctccaacaatgtctattctctgttggctcgacctctaccacgagaagagggacttactga
ggagctggcacctgcccgtctgtatttcaactacgtggcaagcaaaattacacatgtcgggtgtgagactatagttagtgcac
gggtacgtgttaaaagaatagctatcagtcacggcctgtatgggaagcctcaggctatgtgctacgatgaccgcgag
ggattctgtgctgcaaatgtacagacacattgaacggggagagggctctttcccgtgtgacgtatgtgccagctacatt
gtgtgaccaaattgactggcatalctggcaacagatgtcagtcgagcgcgcaaaaactgctgggtgggctcaaccag
cgtatagctgtcaacggtcgcacccagagaaaacaccaatacctgaaaaattacctttgcccgtagtggcccaggcattt
gctagggtgggcaaaaggaataaaggaagatcaagaagatgaaaggccactaggactacgagatagacagttagtcatg
gggtgtgtggccttttagaaggcaagataacalctattataagcggccgatacccaaacatcatcaaagtgaaca
gcgatttccactcattcgtgctgcccaggataggcagtaacacattggagatcgggctgagaacaagaatcaggaaaatg
ttagaggagcacaaggagccgtcacctctcattaccgcccaggacgtacaagaagctaaagtgcgcagccgatgaggct
aaggaggtgctgaagccgaggagttgcgcgacgtctaccaccttggcagctgatgttgaggagcccactctggaagc
cgtatgctgactgatgtacaagaggctggggccggctcagtgagacacctcgtggctgataaagggtaccagctacga
tggcaggacaagatcggctctacgctgtcttcccgaggctgtactcaagagtgaaaaattatcttcatccacctct
cgctgaacaagtcatagtgataacacactctggccgaaaagggcggtatgcccgtggaaccataccatggtaaagtgtg
tgccagagggacatgcaatacccgtccaggacttcaagctctgagtgaaagtgccaccattgtgtacaacgaaactgagt
tcgtaaacaggtacctgcaccatattgccacacatggaggagcgtgaacactgatgaagaatattacaaaactgtcaag
cccagcagcagcagcggcaataacctgtacgacatcgacaggaaacagtgctcaagaagaactagtcactgggct
agggctcacaggcagctggtggatcctccctccatgaattcgcctacgagagctgagaacacgaccagccgctccta
ccaagtaccaaccataggggtgtatggcgtgccaggatcaggcaagctggcatcattaaaagcgcagtcacaaaaaa
gatctagtgtgagcgcgaagaagaaaactgtgcagaaattataagggacgtcaagaaaatgaaagggctggacgtc
aatgccagaactgtgactcagtcctgaatggatgcaaacccccgtagagaccctgtatattgacgaagctttgtctgt
ctgcaggtactcagagcgtctatagccattaaagaccctaaagggcagtgctctcggggatcccaaacagtgccg
tttttaacatgtgctgaaagtgcatttaaccacgagattgacacaaagcttccacaaaagcatctctcgcggtgca
ctaaatctgtgactcggctcgtctcaacctgtttacgacaaaaaaatgagaacgacgaatccgaaagagactaagattgt
gattgacactaccggcagtaaccaacctaagcaggacgtctcattctcactgtttcagaggggtgggtaagcagtgca
atagattacaaaggcaacgaataatgacggcagctgcctctcaaggcgtgaccctgaaagggtgtatgccgttcggt
caaggtaatgaaaatcctctgtacgcacccacctcagaacatgtgaacgtcctactgaccgcagggagaccgcatc
gtgtggaaaactagccggcagccatggataaaaaactgactgccaagttaccctgggaattcactgccacgatag
aggagtggcaagcagagcatgatgccatcatgaggcacatctggagagaccggaccctaccgacgtctccagaataa
ggcaaacgtgtgtgggccaaggcttagtgccggctgtaagaccgctggcatagacatgaccactgaacaatggaac
actgtggatttttgaacgggacaaagctcactcagcagagatagttgaaccaactatgctgtagggtcttggactcgtat
ctggactccggtctatcttgcacccactgttccgltatccattaggaataatcactgggataactccccgtcgcctaacatgta
cgggctgaataaagaagtggtcgcctcagctctcgcaggatcccaaacctgcctcgggcagttgccactggaagagct
atgacatgaacactggtacactgcgcaattatgatccgcgataaacctagtaacctgtaaacagaagactgcctcatgctt
agctctccaccataatgaacacccacagagtgactttctcattcgtcagcaaatgaagggcagaactgtcctggtgtc
gggaaaagtgtcctcccaggcaaaatggtgactggtgtcagaccggcctgaggctacctcagagctcggctggatt
aggcatcccagggtatgtgcccataatgatataatgtgaggacccatataaataaccatcactatcagcagt
gtgaagaccatgccattaagcttagcatgtgaccaagaagctgtctgcatctgaatcccggcggaacctgtgcagcat
agggtatggttacgctgacagggccagcgaagcatcattggtgctatagcgcggcagttcaagtttcccgggtatgcaaa
ccgaaatcctcactgaagagacggaagttctgtttgattcattgggtacgatcgcaaggccctacgcacaatcctaca
gcttcatcaacctgaccaacattatacaggtccagactccacgaagccggatgtgcacctcatatcatgtgtgctgag
gggatttgcacggccaccgaaggagtattataaatgctgtaacagcaaaaggacaacctggcggaggggtgtgctg

Fig. 8L

gagcgcgtataagaaattcccggaaagctcgatttacagccgatcgaagtaggaaaagcgcgactggcacaaggctc
agctaaacatatcattcatgccgtaggaccaaaactcaacaaagttcggagggtgaaggtgacaaacagttggcagagg
ctatgagtcctatcgtaagattgtcaacgataacaattacaagtcagtagcgttccactgtgtccaccggcatctttccgg
gaacaaagatcgactaaccatcattgaaccatttgcagccttagacaccactgatgcagatgtagccatatactgc
agggacaagaaatgggaaatgactctcaaggaagcagtggttaggagagaagcagtgaggagatagcatatactgc
cgactctcagtgacagaacctgatgcagagctggtgaggggtcatccgaagagttcttggctggaaggaagggctaca
gcacaagcagatggcaaaactttctcatatttgaagggaccaagttcaccaggcggccaaggatatagcagaaattaat
gccatgtggcccgttgaacggaggccaatgagcaggtatgcatgtatctctcgggagaaagcatgagcagattaggtc
gaaatgccccgtcgaagagtcggaagcctccacaccactagcacgctgcctgtgtgcatccatgcatgactccaga
aagagtacagcgcctaaaagcctcagctccagaacaaactactgtgtgctcatccttccattgccaagatagaatcact
ggtgtgcagaagatccaatgtcccagcctatattgttctaccgaaagtgctgcgtatattcatccaaggaagtatctcgtg
gaaacaccaccggtagacgagactccggagccatcggcagagaaccaatccacagagggggacacctgaacaacca
ccactataaccgaggatgagaccaggactagaacgctgagccgatcatcatcgaagaggaagaagaggatagcat
aagttgtgtcagatggcccagaccaccagggtgtgcaagtcgaggcagacattcacgggcccctctgtatctagctc
atcctggtccattcctcatgcatccgactttgatgtggacagttatccatactgacaccctggaggagctagcgtgaccag
cggggcaacgtcagccgagactaaactctactcgcgaaagagtaggagtttctggcgcgaccgggtgctgcgctcgaac
agtattcaggaacccctccacatcccgtccgcgacacaagaacaccgtcacttgacccagcagggcctgtcgcgagaacc
agcctagtttccaccocccagggcgtgaataggggtatcactagagaggagctcagggcgcttaccocctcagcactcc
tagcaggtcggctcgcgagaaccagcctggtctcaacccgacggcgtaaataggggtattcaagagaggagtttgag
gcgttcgtagcacaacaacaatgacgggttgatgcgggtgcatacatctttctccgacaccggcgaagggcatttacaac
aaaaatcagtaaggcaaacgtgctatccgaagtggtgtggagaggaccgaattggagatttctgatccccgcgctc
gaccaagaaaaagaagaattactacgcaagaaattacagttaaatcccacacctgctaacagaagcagataccagctc
aggaaggtggagaacatgaaagccataacagctagacgtattctgcaaggcctagggcattatttgaaggcagaagga
aaagtgagtgctaccgaacctgcalcctgttcttctgattcatctagtggaaccgtgcctttcaagcccaaggtcgcag
tggaagcctgtaacgccatgtgaaagagaacttccgactgtggcttctactgtattatccagagtagcatgctatttga
catggttgacggagctcctatgctgcttagacactccagttttgcccctgcaagctgcgcagctttcaagaaacactccta
ttggaacccacaatacgtcggcagctcagcgtccagaaacacgctccagaacgctcctggcagctggcagcaataat
agaaattgcaatgtcacgcaaatgagagaattgcccgtattggattcggcggccttfaatgtggaatgctcaagaaatg
gtgtaataatgaatattgggaaacgtttaagaaaccccatcaggcttactgaagaaacgtgtaaatcattaccaa
attaaaaggaccaaaagctgctccttttgcgaagacacataattgaaatgtgtcaggacataccaatggacaggttgt
aatggactaaagagagacgtgaaagtgactccaggaaacaaaacatactgaagaacggcccaaggtacaggtgatcc
aggctcgcgatccgctagcaacagcgtatctgtcggaaatccaccgagagctggttaggagattaaatggctcctgctc
cgaacattcatacactgttgatgtcggctgaagactttgacgctattatagccgagcactccagcctggggatgtgtctg
gaaactgacatcgctcgtttgataaaagtgaggacgacgcatggctctgaccgcttaatgattctggaagacttaggtg
tggaagcagagctgtgacgctgattgaggcggcttctggcgaatfctcaatacattgcccactaaaactaaattaaat
tcggagccatgatgaaatctggaatgttctcacactgtttgtaacacagtcattaacattgtaatcgcaagcagagttga
gagaacggcctaaccggatcccatgtgcagcattcattggagatgacaatatcgtgaaaggagtcaaatcggacaaatta
atggcagacaggtgcgccacctggtgaaatggaagtaagattatagatgctgtggtggcgagaaagcgccttattct
gtggaggggttatttgtgtgactccgtgaccggcacagcgtcctgtggtggcagaccccctaaaaggctgttaagctggc
aaacctctggcagcagcagatgaaatgatgatgacaggagaagggcattgcatgaagagtcaaacgctggaaccg
agtgggtattcttcagagctgtgcaaggcagtagaatcaaggtatgaaaccgtaggaacttccatcatagttatggcatga
ctactctagctagcagtgtaaatcattcagctacctgagagggggcccctataactctctacggctaacctgaatggactacg
acatagctagtcgccaagctagaccatgtctggtcgtaaagctcagggaaaaaacctgggctcaatatgttacgacg
aggagttcgtcctgtgcaacaaaataaaacaaaaacaaaacaaatfgaaacagacctggacctcaagaggtgtt
caaggattatctttcttttgtcaacatttactggaaaaaagatcacagcccactaaagaggtgtggaaaaatgctgga
ccaagacaaggcttgctgttctaaggaaagtcaagagagtggtggccagttgatgagaggattgctcctcaaggaaac
gccgttcccatgatgttctgactgtgcaatcctaatttgggaatgctgttgatgacgggtggagtgacctgtgctgga
cagatggtgtcctaaatgtgacatctgaggacctcgggaaaacattctctgtggcagcaggaactgcacaacaaacat
ttggaagccaagtactgggtcccagactcaatggaatacaactgtcccaatctcagtcacaagagaggagccagatgaca
ttgattgctggtgatgggtggaaaacgttagagtcgcatatggtaagtgtgactcagcaggcaggtctaggaggtcaag
aaggccattgactgtcctacgcatgaaaacctggttgaagaccggcaagaaaaatggatgactggaagaatgggt

Fig. 8M

gaaaggcaactccaaaagattgagagatggctcgtaggaaccccttttgcagtacggctctgaccattgcctacctgt
gggaagcaacatgacgcaacgagtcgtgattgccctactggcttggctggtggtccggcctactcagctcactgcaftgga
attactgacagggattcattgagggggtgcatggaggaactgggttcagctaccctggagcaagacaagtgtcactgt
tatggcccctgacaagcctcatggacatctcactagagacagtagccattgatagacctgctgagggtgaggaaagtgtg
facaatgcagttctcactcatgtgaagattaatgacaagtgccccagcactggagaggcccacctagctgaagagaacga
aggggacaatgctgcaagcgcacttattctgatagaggctggggcaatggctgtggcctattgggaaagggagcattgt
ggcatgcgcaaatcactgtgccaatccatgagttgttggaggtgatcagaccaaaattcagatgtcatcagagcac
aattgcatgtaggggccaagcaggaaaattggaataccgacattaagactctcaagttgatgccctgtcaggctcccagg
aagtgcagttcattgggtatgaaaagctacactggaatgccagggtgcaaacctgcggtggactttgtaacagttacatcgc
tgagatgaaaacagagagctggatagtgacagacagtgggcccaggactgacctgcatggcagagtggaagtg
cggggtgtggagagagatgc. atcactgtgcaatftgaaacctccgatgccgactatcagagtagtggccctgggaaa
ccaggaaggctcctgaaaacagctctactggcgaatgagggttacaaggacacaaatgacaacaacctttacaaa
ctacatgggtgacatgtttctgagagtgaaattgtcagcttgacactcaaggggacatcctacaaaatgactgacaa
aatgtttttgcaagaacccaactgacactggcctatggcactgtgtgatgcaggtgaaagtgtcaaaaggagcccctgc
aggattccagtgatagtagctgatgatctacagcggcaatcaataaaggcattttggttacagttaaccccatcgctcaac
caatgatgatgaagtgtgattgaggtgaaccacctttggagacagctacattatcgtgggagaggagattcacgtctca
ctaccagtggcacaaagagggaagctcaataggaaggtgttactcagaccatgaaaggcgtggaacgcctggcgt
catgggagacaccgctgggattcagctccgctggagggttctcactcgggtgggaaaaggaaitcatacgggtttggctc
tgcctttcaggggctatttggcggctgaaactggataacaaaggctcatcatggggcggtacttatatgggtggcatcaaca
caagaaacatgacaatgtccatgagcatgatctgtgtaggagtgatcatgatgtttttgtctctaggagttggggcgtaagcg
gcccctataactctctacggctaacctgaaatggactacgacatagctagctccgcaagcttagagcttaccatgaccgagt
acaagcccacgggtgcctcgccaccgacgacagctcccaggggcgtacgcaccctcgccgcccgttcgcccgact
accccgccacggccacaccgtcgatccggaccgccaacatcgagcgggtcaccgagctgcaagaactcttctctacgc
ggtcgggctcgacatcggaagggtgtgggtcgcgagcagcggcggcgggtggcggctggaccaacgcccggagagc
gtcgaagcggggggcggtgttcgcccagatcgggcccgcgatggccgagttgagcgggttcccggctggccgagcagaa
cagatggaaggcctcctggcggcaccggcccaaggagcccggctgggttctgcccaccgtggcgtctgcccgac
caccagggcaagggtctgggcagcgcgctgtctcccggagtgaggcggcggagcgcgcccggggtgcccgcctt
cctggagacctccgcccgaacctccccctctacgagcggctcggctcaccgtcaccgcccagctcgagtgcccga
aggaccgcgacacctggtgatgaccgcaagcccgtgctgacgcccgccacgaccgagcggcccgaccga
aaggagcgcacgaccccatgatcgtagaccatgggtaccgagtagttacgtgcaaaagggtgattgtacccccgaa
agacatattgtgacacacctcagatcacgcccacatttacgcccgggtgcaaaaaccgctggagcgtggttaac
atccctgtgggagatcagccgtaattattataattggctgtgctgactattgtggccatgtacgtgacccaaccag
aaaataattgaatacagcagcaatfggcaagctgctacatagaactcggcggatggcatgcccctaaatttttattt
tatttttctttcttccgaatcggatttgttttaattcaaaaaaaaaaaaaaaaaaaaaaaaaaacgctcgaggggaatt
aattctgaagacgaaaggccagggtggcactttcggggaaatgtgcccggaaacccctattgttttttaataatc
aataatgatccgctcatgagacaataacctgataaatgctcaataatattgaaaaaggaagatgatgattcaacatt
tccgtctgccccttattcccttttggcgcaatttgccttctgttttgcacaccagaaaacgctggtgaaagttaaagatgctga
agatcagttgggtgacagagtggttacatcgaactggatcacaacagcggtaagatcctgagagtttgcgcccaaga
acgtttccaatgatgagcacttttaagttctgtatgtggcgggtattatcccgtgtgacgcccgggcaagagcaactcgg
cgccgcatacactattctcagaatgactgggtgagtagtaccagtcacagaaaagcatcttacggatggcatgacagtaa
gagaattatgacgtgctccataacctgagtgataactcggccaacttactctgacaacgatcggaggaccgaag
gagctaaccgctttttgcaacatgggggatcatgtaactgcctgtatcgtgggaacccggagctgaatgaagccatac
caaacgacgagcgtgacaccacgatgcctgtagcaatggcaacaacgttgcgcaactattaactggcgaactactact
ctagctcccggcaacaattaatagactggatggaggcggataaagttgcaggaccacttctgcgctcggccctcggct
ggctggttattgtgataaatctggagccgggtgagcgtgggtctcgggtatcattgcagcactggggccagatggtgagc
cctcccgtatcgtagttatctacagcggggagtcaggcaactatggatgaacgaaatagacagatcgtgagataggt
gcctcactgaitaagcatggtaactgtcagaccaagttactcatatatactttagattgatttaaaactcatttttaattaaag
gatctagggtgaagatccttttgataatctcatgacccaaaatcccttaacgtgagtttctgctcactgagcgtcagaccgcta
gaaaagatcaaaggatctctgagatcctttttctgcgctaatctgctgcttgcacacaaaaaaaccaccgctaccagc
gggtggtttgttggcgatcaagagctaccaactcttttccgaaggtaactggctcagcagagcgcagataccaaatactgt
cctctagtgtagcgttagttaggccaccactcaagaactctgtagcaccgctacatacctcgtctgctaatcctgttacca

Fig. 8N

gtggctgctgccagtgggcgataagtcgtgtctaccgggttgactcaagacgatagttaccggataaggcgcagcggctc
 ggctgaacggggggtcgtgcacacagcccagcttgagcgaacgacctacccgaactgagatacctacagcgtgag
 caitgagaaaagcggccagctcccgaagggagaaaggcggacaggtatccggtaagcggcagggtcggaaacaggag
 agcgcacgagggagctccaggggaaacgctggtatctttatagctctgctgggttcgccacctgacttgagcgtc
 attttgtgatgctcgtcagggggggggagcctatgaaaaacgccagcaacgcgagctcgatttaggtgacactata
 (SEQ ID NO: 9)

Fig. 80

gatgggcgccgatgagagaagcccagaccaattacctacccaaatggagaaagttcacgttgacatcgaggaaga
 cagcccattcctcagagcttgcagcggagctcccgcagttgagglagaagccaagcaggtcactgataatgacctgc
 taatgccagagcgttttcgcatctggctcaaaactgatcgaacggaggtggacctccgacacgatcctgacattgga
 agtgcgcccggcgcagaatgtattctaagcacagatcattgtatctgctccgatgagatgtgcggaagatccggacagat
 gtataagtatgcaactaagctgaagaaaaactgtaaggaaataactgataaggaattggacaagaaaatgaaggagct
 ggccgctgatgagcgcacctgacctggaaactgagactatgtgctccacgacgagctgctgctacgaaggg
 caagtcgctgttaccaggatgtatacgcggtgacggaccgacaagctctataccaagccaataaggaggttagagtc
 gcctactggataggcttgacaccaccctttatgttaagaactggctggagcatalccatcatacttaccacactgggccc
 acgaaaccgtgttaacggctcgtaacataggcctatgcagctcagcgttatggagcggtcacgtagagggatgtccattct
 agaaaagaagtattgaaaccatccaacaatgttctattctgttggctcgacctctaccagagaagagggactactga
 ggagctggcacctgcctgctgtatttcactacgtggcaagcaaaattacacatgctgggtgagactatagttagttgcgac
 gggtagctggttaaaagaatagctatcagtcaggcctgtatgggaagccttcaggctatgctgctacgatgcaccgcgag
 ggattctgtgctgcaaagtacagacacattgaacggggagaggggtctctttccgctgacgctatgtccagctacatt
 gtgtgaccaaagactggcactactggcaacagatgtcagtgccgacgacgcaaaaactgctggtggctcaaccag
 cgtatagctgcaacggctgcacccagagaaacaccaatacctgaaaaattacctttgcccgtagtgcccaggcattt
 gctagggtggcacaaggaatataaggaagatcaagaagatgaaaggccactaggactacgagatagacagtttagtcatg
 ggggtgtgtgggcttttagaaggcaagataacatctattataagcggccgatacccaaacatcatcaaaagtgaaca
 gcgattccactcattcgtgctgcccaggataggcagtaacacattggagatcgggctgagaacaagaatcaggaaaatg
 tttagaggagcacaaggagccgtcacctctcattaccgcccaggagcgtacaagaagtaagtgcgagccgatgaggct
 aaggaggtgctgaagccgaggaggtgctgctcctaccaccttggcagctgatgtgaggagcccactctggaagc
 cgtatgctgactgttaacaagaggctggggccggctcagtgaggacacctgctggcttgataaaggttaccagctacga
 tggcaggacaagatcggctctacgctgtgctttcggcaggctgactcaagagtgaaaaattatctgctaccctcct
 cgctgaacaagtcatagtgataacacactcggccgaaagggcggtatgccgtggaaccatacctatgtaaaagtgtg
 tggcagaggacatgcaatacccgtccaggacttcaagctctgagtgaaagtgccaccattgtgtaacgaacgtgag
 tctgtaaacaggtaccctgcaccatattgcccacatggaggagcgtgaacactgatgaagaatattacaaaactgcaag
 cccagcagcagcagcggcaataacctgacgacatcgacaggaaacagtcgctcaagaaagaactagtcactggct
 agggctcacaggcagctggtggatcctccctccatgaaltcgctacgagagctgagaacacgaccagccgctcctta
 ccaagtaccaaccataggggtgtatggcgtgcccaggatcaggcaagctggtcattataaagcgcagtcaccaaaaaa
 gatctagtggtgagcgaagaaagaaaactgtgcagaaattataagggacgtcaagaaaatgaaagggtgacgct
 aatgccagaactgtggactcagtgctctgaaatggatgcaaacacccctgtagaccctgtatattgacgaagctttgctgt
 catgcaggtactctcagagcgtcatagccattataagacctaaaaggcagtgctctgcccgggatcccaaacagtgccg
 ttttttaacatgatgtgctgaaagtgcatttaccacagagattgacacaagctctccacaaaagcatctctcggctgca
 ctaaaatctgtgactcggctgctcaacctgtttacgacaaaaaaatgagaacgacgaatccgaaagagactaagattgt
 gattgacactaccggcagtaacaaacctaagcaggacgatctcattctcactgtttcagagggtgggtgaaagcagttgcaa
 atagattacaaaggcaacgaaataatgacggcagctgctcctcaagggtgaccgtaaaaggtgtgatgcccgtcggta
 caagggtaatgaaaatcctctgtacgacccacctcagaacatgtaacgctcactgacccgcagggaggaccgcatc
 gttggtgaaaactagccggcgacccatggataaaaactgactgccaagtaccctgggaattcactgccacgatag
 aggagtggaagcagagcatgatgcatgatgaggcacatctggagagaccggaccctaccgacgtctccagaataa
 ggcaaacgtgtgtgggccaaggcttagtgcgggtgctgaagaccgctggcatagacatgaccactgaaacaatggaac
 actgtggattatgttgaacgggcaaaagctcactcagcagagatagttgaaccaactatgctgaggttctttgactcgt

Fig. 8P

ctggactccggtctatcttctgcaaccactgttccggtatccattaggaataatcacctgggataactccccgtgcctaacaatgta
cgggctgaataaagaagtggtccgtcagctctctcgcaggtaccacaactgcctcgggcagttgccactggaagagctc
atgacatgaacactggtacactgcgcaattatgatccgcgataaaacctagctgtaaacagaagactgcctcatgctt
agtctccaccataatgaacacccacagagtgactttctcattcgtcagcaaatgaagggcagaactgtcctgggtgctg
gggaaaagtgtccgtcccaggcaaaatggtgactggtgtcagaccggcctgaggctacctcagagctcggctggatt
aggcatcccagggtgatgtgccaaatgatcataatattgttaatgtgaggaccataaaataccatcaactatcagcag
gtgaagaccatgccattaagcttagcatgttgaccaagaagctgtctgcatctgaatccggcggaacctgtgtagcat
aggfctggttacgctgacagggccagcgaagcatatgggtctatagcgcggcagttcaagtttccgggtatgcaaa
ccgaaatcctcactgaagagacggaagttctgtttgattcattgggtacgatcgcaaggcccgtacgcacaatcctcaa
gcttcatcaacctgaccaacattatacaggtccagactccaagaagccggatgtgaccctcatatcatgtggtgagag
gggataattgccacggccaccgaaggagtgattataatgctgtaaacagcaaaaggacaacctggcgagggggtgctg
gagcgtgtataagaaatccggaaagctcgtattacagccgatcgaagtaggaaaagcgcgactggtcaaaaggtgc
agctaaacatatcattcatgcccgtaggacaaactcaacaaagttcggagggtgaaggtgacaaaagttggcagagg
cttatgagtccatcgtactaagattgtcaacgataacaattacaagtcagtagcattccactgtgtccaccggcatctttccg
gaacaaagatcgactaaaccaatcattgaaccattgtgacagctttagacaccactgatgcagatgtagccatatactgc
agggacaagaaatgggaaaigactctcaaggaagcagtggttaggagagaagcagtgaggagatgcatatccga
cgactctcagtgacagaacctgatgcagagctggtgaggtgcatccgaagagtctttggctggaaggaagggctaca
gcacaagcgtggcaaaactttctcatattggaagggaaccaagttcaccaggcggccaaggatatagcagaaattaat
gccatgtggcccgtgcaacggagggccaatgagcaggtatgcatgtatctcctggagaaagcatgagcagattaggctc
gaaatgccccgtcgaagagtcggaagcctccacaccactagcagctgcttctgctgcatccatgcatgactccaga
aagagtacagcgcctaaaagcctcagctccagaacaaactactgtgtctcatcttccattgccaagatagaatcact
ggtgtgcagaagatccaatgctcccagcctatattgtctcaccgaaagtgcctgcgtatattcatccaaggaagatctcgt
gaaacaccaccggtagacgagactccggagccatcggcagagaaccaatccacagaggggacacctgaacaacca
ccacttataaccgaggtagagaccaggactagaacgcctgagccgatcatcatcgaagaggaagaagaggatagcat
aagtttctgtcagatggcccaccaccaggctgtcaagtcagagcagacattcacgggcccctctgtatctagctc
atcctggtccattctcatgcatcgcgactttgatgtggacagttatccatacttgacacctggaggagctagcgtgaccag
cggggcaacgtcagcogagactaactcttactcgcgaagagataggagttctggtgagaccgggtgctgcctcgaac
agattcaggaacctccacatcccgtccgcgcaagaacaccgctactgcaaccagcagggcctgctcgagaac
agcctattccacccccagcgtgaatagggtgatcactgagaggagctcagaggcgttaccctcaccgcaactcc
tagcaggtcgtctcagaaaccagcctggtctccaaccggcagcgtgaaatagggtgattacaagaggaggttgag
gctgtcgtagcacaacaacaatgacggtttgatgctgggtgcatcacttttctccgacaccggcgaagggcattacaac
aaaaatcagtaaggcaaacggtgctatccgaagtggtgtggagaggaccgaattggagattctgatgccccgcgctc
gaccaagaaaaagaagaactactacgcaagaactacagttaaatccacacctgtaacagaagcagataaccagctc
aggaaggtggagaacatgaaagccataacagctagacgtattctgcaaggcctagggcattattgaaggcagaagga
aaagtggagtgctaccgaacctgcatctgttctttgtattcatctagtgtgaaccgtgctttcaagccccaggctcag
tggaaacctgtaaccgatgtgaaagagaactttccgactgtggcttctactgtattatccagagtacgatgctatttga
catggtgacggagctcatgctgcttagacactgccagttttgcccgtgcaagctgctgagcttccaaagaaacactccta
tttgaaccacacaatacgtatcggcagtgcttccagcgtaccagaacacgctccagaacgtcctggcagctgccaaaa
agaaattgcaatgtcacgcaaatgagagaattgcccgtattggttccggcgtttaaattggaatgctcaagaaatagc
gtgtaataatgaatattgggaaacgtttaaagaaaaccccatcaggcttactgaagaaaacgtggttaaatacattacca
atataaaggaccaaaagctgctgctcttttgcgaagacacataattgaatattgtgcaggacataccaatggacaggtt
aatggactaaagagagacgtgaaagtactccaggaacaaaacatactgaagaacggccaaggtacaggtgatcc
aggctgcccgtatcgtacacagcgtatctgtgcggaatccaccgagagctggttaggagattaaatgctgctgctc
cgaacattcatacactgtttgatatgctgctgaagactttgacgctattatagccgagcactccagcctggggattgttctg
gaaactgacatcgcgtggtgataaaagtgaggacgacgcatggtctgaccgcttaattgctggaagacttaggtg
tggacgcagagctgtgacgctgattgaggcggcttccggcgaatttcaatacatttcccactaaaactaaatftaaat
tcggagccatgatgaaatctggaatgttctcacactgtttgtgaacacagtcattaacattgtaatcgaagcagagtgga
gagaacggtaaccggatcccatgtgcagcatttggagatgacaatatcgtgaaaggagtcaaatcggacaaatta
atggcagacaggtgcgcccactggtgaaatggaagtcaagattatagatgctgtggtggcgagaaagccttattct
gtggaggggttatttgtgactccgtgaccggcacagcgtgcccgtgtggcagaccctaaaaggtgttaagcttggc
aaacctctgagcagacgatgaacatgatgatgacaggagaagggcattgcatgaagagtcaacacgctggaaccg

Fig. 8Q

agtgggtattctttcagagctgtgcaaggcagtagaatcaaggatgaaaccgtaggaactccatcatagttatggccatga
ctacttagctagcagtgtaantcattcagctacctgagagggggcccctataactctctacggctaacctgaatggactacg
acatagcttagtccgccaagtctagaccatgagcggcgggaaggctcagggaacagacctgggctgaaactgggtgag
gcgcgcgctgagcagcctccaacaagatcaagcagaagaccaagcagatcggcaacagacctgggagccgagccg
gggctccaggggttcatcttcttctctgttcaacatcctcacaggtaagaagatcacggctcacctgaagaggctctgga
agatgctggacctcgccagggctcgggtgctcagaaaggtaagcgggtcgtcgcctccctgatgagcggcctgtcc
tctcgcaagaggcgctcccacgatgtctcaccgtccaattcctcattctggaatgctgctgatgactggcggcgtgacctg
gtgcaagaaccgctggctgctgctgaatgtgaccagtgggacctcgggtaaggggcccctataactctctacggctaa
cctgaatggactacgacatagctagctcggccaagtctagagcttaccatgaccgagtaacagcccaaggctgctcgc
caccgagcagcagctccccaggggcctacgcacctcgcgcggctgcccactaccgcccacgcccacacctg
cgatccggaccgcccacatcgagcgggtcaccgagctgcaagaactcttctcagcgcgctgggctogacatcggaag
gtgtgggtcgcggacgacggcgcggcgggtctggaccacgcccggagagcgtcgaagcggggggggtgtctgc
cgagatcggcccgcgatggcggagtgagcgggtccccggctggcgcgagcaacagatggaaggcctcctggcgc
gcaccggcccaggagcccgcgtggtcctggccaccgtcggcgtctcggccgaccaccagggcaagggtctggcag
cgccgtgctccccggagtgaggcggcggagcgcgcggggtgcccgcctcctggagacctccgcccgcgca
cctcccctctacgagcggctcggctcaccgtcaccgcccagcgtcagaggtcccgaaggaccgagcaccctggtgatga
cccgaagcccgggtgctgacgcccgcacccagcccgcagcgcggaccgaaaggagcgcacgaccccatgatcg
ctagaccatggggtagcagatgttacgtgcaaaggatgtcaccccccgaaagaccatattgtgacacacctcagt
atcacgcccacaacattacagcgcggtgtaaaaaccgctggagcgtggttaacatccctgctgggaggatcagccgta
attattataatggcttggtgctggctactattgtggccatgtacgtgctgaccaaccagaaacataaattgaatacagcagca
ttggcaagctgttcatagaaactcgcggcgtggtgatgcccgttaaaattttttttttttttttttttttttttttttt
gttttaataattcaaaaaaaaaaaaaaaaaaaaaaaaaaacgctcagggggaattaattctgaagacgaaaggccag
gtggcacttttcggggaatgtcgcggaaacccctattgttttttttctaaatacattcaaatatgatccgctcatgacaat
aacctgataaatgctcaataatattgaaaaaggaagatgagatcaacatttcggtgctgccttattccctttttgcg
gcaatttgcttctgttttctcaccagaaacgctggtgaaagtaaaagatgctgaagatcagttgggtgacagagtggt
facatcgaactggatcacaacagcggtaagatcctgagagtttcgccccgaagaacgtttccaatgatgacacttttaa
gtctgctatgtggcgggtattatcccggtgacgcccggcaagagcaactcggctcgcgcatacactattctagaatga
cttggtgagtaactaccagtcacagaaaagcatcttaccgatggcatgacagtaagagaattatgagtgctgcataac
catgagtgataaactcggccaactactctgacaacgatcggaggaccgaaggagctaaccgctttttgcacaacat
gggggatcatgtaactcgccttgatcgttggaaaccggagctgaatgaagccataacaaacgacgagcgtgacaccacg
atgctgtagcaatggcaacaacggtgcaactattaactggcgaactacttactctagctccggcaacaataatag
actggatggaggcggataaagttgcaggaccactctcgcctcggccctcggctggctggtttattgctgataaatctgga
gcccgtgagcgtgggtctcgcggatcattgcagcactggggccagatggtgaagccctcccgtatcgtagtatctacga
cggggagtcaggcaactatggatgaacgaaatagacagatcgtgagataggctcctcactgattaagcattgglaactg
cagaccaagttactcatatatacttttagattgattaaaaacttatttttaatttaaaggatctaggtgaagatccttttgataat
ctcatgacaaaaatccctaacgtgagtttctgtccactgagcgtcagaccccgtagaaaagatcaaaaggatcctctgaga
tcctttttctcgcgtaactctgctgctgcaaaaaaaaccaccgctaccagcgggtggtttgttgcgggatcaagagcta
ccaactcttttcgaaggtaactggctcagcagagcgcagataccaaatactgtccttctagtgtagccgtagttagcca
ccactcaagaactctgtagcaccgctacatacctcgtctgtaactcctgttaccagtggtcgtcgcagtgccagtgccgataagt
cgtgtctaccgggttgactcaagacgatagttaccggataaggcgcagcggctcgggctgaacgggggggtcgtgcaca
cagcccagcttgagcgaacgacctacaccgaactgagatacctacagcgtgagcattgagaagcggccacgctccc
gaagggaagaaggcggacaggtatccggtgaagcggcagggtcggaaacaggagagcgcacgagggagctccaggg
ggaacgcctggtatcttatagtcctgctcgggttcgccacctgactgagcgtcgtatgttctgtagctcagggggggcg
gagcctatggaaaaacgcagcaacgcgagctcgtatttagtgacactata (SEQ ID NO: 10)

Fig. 8R

gatgggcgccgcatgagagaagcccagaccaaffactacccaaaatggagaaagttcacgtgacatcgaggaaga
cagcccattcctcagagcttgcagcggagctcccgagttgaggtagaagccaagcaggtcactgataatgacatgc
taatgccagagcgttttcgcatctggcttcaaaactgatcgaaacggaggtggacccatccgacacgatccttgacattgga
agtgcgccccgcccagaaatgtattctaagcacaagatcattgtatctgtccgatgagatgtgcggaagatccggacagat
tgtataagatgcaactaagctgaagaaaaactgtaaggaaataactgataaggaattggacaagaaaaatgaaggagct
ggccgccgtcatgagcgaacctgacctggaaactgagactatgtgctccacgacgacgagtcgtgctgctacgaaggg
caagtcgctgtttaccaggatgtatacgcggtgacggaaccgacaagctctatcaccaagccaataagggagttagagtc
gctactggataggttgacaccacccctttatgttaagaactggctggagcatatccatcatacttccaactgggccc
acgaaaccgtgttaaccggctcgtaacatagggcctatgcagctcgaagttatggagcggtcacgtagagggatgtccattct
agaaagaagtattgaaaccatccaacaatgttctattctgttggctcgaccttaccacgagaagaggggactactga
ggagctggcacctgcccgtctgtatttcacttacgtggcaagcaaaattacacatgtcgggtgagactatagttagttgcgac
gggtacgtcgttaaaagaatagctatcagtcacggcctgtatgggaagccttcaggctatgtcgtacgatgcaccgag
ggattctgtgctgcaaagtgaragacacattgaacggggagaggggtctctttccggtgacagctatgtccagctacatt
gtgtgacaaaatgactggcactactggaacagatgtcagtcgagcgcgcaaaaactgctgggtgggctcaaccag
cgtatagtcgtcaacggctgcacccagagaaaacaccaataccatgaaaaattacctttgcccgtagtgcccaggcattt
gctagggtggcaaggaatataaggaagatcaagaagatgaaagggcactaggactacgagatagacagttagtcag
gggtgtgtgggcttttagaagggcacaagataaacatctattataagcggccggatcccaaacatcatcaaaagtgaaca
gagattccactcattcgtgctgcccaggataggcagtaacacattggagatcgggctgagaacaagaatcaggaaaatg
tagaggagcacaaggagccgtcacctctcattaccgcccaggagctacaagaagtaagtgccagccgatgaggct
aaggaggtgcgtgaagccgaggagttgcgagcagctcaccacctttggcagctgatgtgaggagcccactctggaagc
cgtatgctgactgttacaagaggctggggccggctcagtgagacacacctggtggtgataaaggttaccagctacca
tggcaggaacaagatcaggtataacacactcggcggaaaagggcgttatgcccgtggaaccataccatggttaaagtgtg
tgccagaggacatgcaatacccgccaggacttcaagctctgagtgaaagtgcaccattgtgtacaacgaacgtgagt
tcgtaaacaggtaacctgcaccatattgccacacatggaggagcgtgaacactgatgaagaatattacaaaactgtcaag
cccagcagcagcagcggcaataacctgtacgacatcgacaggaaacagtcggtcaagaaagaactagtcactgggct
agggctcacaggcagctgggtgatccctccatgaattcgctacgagagctgagaaacacgaccagccgctcctta
ccaagtaccaaccataggggtgtatggcgtgcccaggatcaggcaagctggtcattataaagcgcagtcacaaaaaa
gatctagttgtgagcggcaagaagaaaaactgtgcagaaatataagggacgtcaagaaaatgaaagggctggacgtc
aatgccagaactgtgactcagtgctctgaatggatgcaaacaccccgtagagaccctgtatattgacgaagctttgtctgt
catgcaggtactctcagagcgtcatagccattataagacctaaaaggcagtgctctgccccgatcccaaacagtgccg
tttttaacatgatgtcctgaaagtgcattttaaccacgagattgcaacaagctctccaaaaagcatctctgccggtgca
ctaaatctgtgactcggctcgtctcaacctgttttacgacaaaaaaatgagaacgacgaatccgaaagagactaagattgt
gattgacactaccggcagtaacaaacctagcaggacgatctcattctcactgtttcagaggggtgggtgaagcagttgcaa
atagattacaaaggcaacgalatgacggcagctgctctcaagggctgaccgtaaaaggtgtgtatgccgttcggtacaa
ggatgaatgaaaatcctctgtacgacccacctcagaacatgtgaacgtcctactgaccgcacggaggaccgcatcgtgt
ggaaaacactagccggcagccatggataaaaacactgactgccaagtaccctgggaatttcaactgccacgatagagg
agtggaagcagagcatgatgccatcatgaggcacatctggagagaccggaccctaccgacgtctccagaataaggc
aaactgtgtggccaaggttagtgccggtgctgaagaccgctggcatagacatgaccactgaacaatggaacactg
tggattatttgaacggcaaaagctcactcagcagagatagtattgaaccaactatgctgagggtctttggactcgtctgg
actccggtctattttctgacccactgtccgttatccattaggaataatcactgggataactccccgtcgcctaactgtacgg
gctgaataaagaagtggtccgtcagctctctcgcaggtaccacaactgcctcgggcagttgccactggaagagtctatga
catgaacactggtacactgcgcaattatgatccgcgataaaccttagctctgtaaacagaagactgcctcatgcttagtc
ctccaccataatgaaccccacagagtgactttctcattctcagcaaaatgaagggcagaactgtcctggtggtcgggg
aaaagtgtccgtcccaggcaaaaatggtgactggtgtcagaccggcctgaggctacctcagagctcggctggtattagg
catcccagggtgatgtgccaaaatgatgacataatattgttaatgtgaggacccatataaataccatcactatcagcagttg
aagaccatgccattaagcttagcatgttgaccaagaaagctgtctgcatctgaatcccggcggaacctgtgtcagcatagg
ttatggttacgtgacagggccagcgaagcatcattggtgtatagcggcagttcaagtttccgggtatgcaaacgg
aaatcctcactgaagagacggaagttctgtttgattcattgggtacgatcgcaaggcccgtacgcaaatccttacaagctt
tcatcaacctgaccaacattatacaggttccagactccacgaagccggatgtgaccctcatatcatgtgtgaggggg
atattgccacggccaccgaaggagtgattataaatgtctgaacagcaaaaggacaacctggcggaggggtgtgcccgg

Fig. 8S

cgctgataagaaatcccggaaagcttcgattfacagccgatcgaagtaggaaaagcgcgactggcacaaggtgcagct
aaacataatcattcatgccgtaggaccaaacctcaacaaagttcggaggtgaaagtgacaaacagttggcagaggctat
gagtcacatcgtcaagattgtcaacgataacaattacaagtcagtagcgattccactgtgtccaccggcatctttccggaa
caaagatcgactaacccaatcattgaaccatttgctgacagctttagacaccactgatgcagatgtagccatatactgcagg
gacaagaaatgggaaatgactctcaaggaagcagtggtgtaggagagaagcagtgaggagatgtagcatalccgacga
ctcttcagtgacagaacctgatgcagagctggtaggggtcatccgaagagttctttggctggaaggaagggctacagca
caagcgaatggcaaaactttctcatatttgaagggaccaagttccaccaggcggccaaggatagcagaaattaatgcc
atgtggcccggttcaacggaggccaatgagcaggtatgcatgtatatcctcggagaaagcatgagcagattaggtcgaa
atgccccgtcgaagagtcggaagcctccacaccactagcacgctgccttgctgtgcatccatgccatgactccagaaag
agtacagcgcctaaaagcctcacgtccagaacaaattactgtgtgctcatcctttccattgccgaagtatagaatcactggtg
tgcaagaatccaatgctcccagcctatattgtctcaccgaaagtcctgcgtatattcatccaaggaagtatctcgtggaa
acaccaccggtagacgagactccggagccatcggcagagaaccaatccacagaggggacacctgaacaaccacca
cttataaccgaggatgagaccaggactagaacgcctgagccgatcatcatcgaagaggaagaagaggatagcataagt
ttgctgtcagatggcccgaccaccagggtgctgaagtcgagggcagacattcacgggcccctctgtatctgactcatcct
ggtcattcctcatgcatccgactttgatgtggacagttatccatactgacacctggaggaggctagcgtgaccagcggg
gcaacgtcagccgagactaactcttactcgaagagatggagttctggcgcgaccggctgcctcgcctcgaacagta
tcaggaacctccacatcccgtcgcgcacagaacaccgtcactgacccagcagggcctgctcgagaaccagcc
tagttccaccccgcaggcgtgaataggggatcactagagaggagctcagggcgttaccctgcagcactcctagc
aggcgtgctcgagaaccagctggtctccaaccgcccaggcgtaaataggggtattacaagagaggagttgaggcgtc
gtagcacaacaacaatgacggttgatgcgggtgatacatctttcctcgcacaccggtaagggcattacaacaaaaat
cagtaaggcaaacgggtctatccgaagtggtgtaggagaggaccgaattggagattcgtatgccccgcctcgaccaa
gaaaaagaagaattactacgcaagaaattacagttaaatcccacacctgtaacagaagcagataccagtcaggaaag
gtggagaacatgaaagccataacagctagacgtattctgcaaggcctagggcattattgaaggcagaaggaaaagtg
agtgtaccgaacctcctgcatcctgttctttgattcatctagtgtaaccgtgcctttcaagcccaaggctgcagtggaagc
ctgtaaccgcatgttgaagagaacttccgactgtggcttctactgtattattccagagtacgatgcctatttggacatggtg
acggagctcatgctgcttagacactgccagttttgccctgcaaagctgcgcagcttccaaagaaacactcctatttggaac
ccacaatacgcagtcagcctcagcgcacagcctccagaacgctcctggcagctgccacaaaaagaaattg
caatgtcacgcaaatgagagaattgcccgtattggattcggcggccttaattggaatgctcaagaaatgctggtgtaata
atgaatattgggaaacggttaagaaaaccccatcaggctactgaagaaaacggtgtaaatcattaccaaattaagag
gacaaaagcgtgctccttttgcgaagacacataaattgaatagttgcaggacataccaatggacaggttgaatggact
taaagagagacgtgaaagtgactccaggaacaaaaacatactgaagaacggcccaaggtagcaggtgatccaggctgcc
gatccgctagcaacagcgtatctgtcggaaatccaccgagagctggttaggagattaatgcggtcctgctccgaacattc
atacactgtttgataatgctggctgaagactttgacgctattatagccgagcactccagcctggggattgttctggaactga
catcgcgtcgttgataaaaagtgaggacgacgccatggctctgaccgcgttaatgattctggaagactaggtgtggacgca
gagctgtgacgctgattgaggcggcttccggcgaatttcatcaatacattgccactaaaactaaattaaattcggagcc
atgatgaaatctggaatgttctcactggttgaacacagtcattaacattgtaatcgcaagcagagtggtgagagaacg
gctaaccggatcaccatgtgcagcattcattggagatgacaatactgtaaaaggagtcacaaatcggacaaattaatggcag
acaggctgcaccctggtgaatatggaagtcaagattatagatgctgtggtggcgagaaagcgccttattctgtggagg
gttattttgtgactccgtgaccggcacagcgtgcccgtgtggcagaccccctaaaaaggctgtttaaagctggcaaacctc
ggcagcagacgatgaacatgatgatgacaggagaagggcattgcatgaagagtcaaacgcctggaaccgagtggtgta
ttcttcagagctgtgcaaggcagtagaatcaaggatgaaaccgtaggaacttccatcatagttatggccatgactactcta
gctagcagtgtaaatactcagctacctgagagggggcccctataactctctacggctaacctgaatggactacgacatagt
ctagtcggcaagcttagaccatgagcggccggaaaggtcagggcaagacctggcggtgaacatggtgagggcggc
cgtgcgacctctccaacaagatcaagcagaagccaagcagatcggcaacagacccggaccgagccgggctgc
caggggtcatcttcttctcctgttcaacatcctcacaggtcaagaagatcacggctcactgaagaggtcgtggaagatgct
ggaccctcggcagggcctcggctcagaaaggtgaagcgggtcgtcgcctccctgatgcccggctcctctcgcga
agaggcgtccccagatgtgctaccgtccaattcctcattctgggaatgctgtgatgacgggtggagtgacctgggtcgg
aaaaacagatggtgctcctaaatgtgacatctgaggacctcgggaaaacattctctgtgggcacaggaactgcacaac
aaacatttgaagccaagtactggtgccagactcaatggaatacaactgtcccaatctcagccaagagaggagccag
atgacattgattgctggtctatgggtggaaaacgtagagtcgcataatgtaagtgtgactcagcaggcaggtctaggag
gtcaagaagggccattgacttgcctacgcgatgaaaacctggttgaagaccggcaagaaaaatggatgactggaaga


Fig. 8T

atgggtgaaaggcaactccaaaagattgagagatggfctgtaggaaccccttttgcagtgacggctctgaccattgcct
acctgtgggaagcaacatgacgcaacgagtcgtagtgccctactggcttggctgtggccggcctactcagctcactgc
attggaactactgacagggattcattgaggggggcatggaggaactgggttcagctaccctggagcaagacaagtgtg
tactgttatggccctgacaagccttcattggacatctactagagacagtagccattgatagacctgctgaggtgaggaa
agtgtgtacaatgcagttctactcatgtgaagattaatgacaagtgcccagcactggagaggcccaactagctgaaga
gaacgaaggggacaatgctgcaagcgcaacttattctgatagaggctggggcaatggctgtggcctatttgggaaagg
agcattgtgcatgcccataatcactgtgccaatccatgagttgtttagggtgatcagaccaaaatcagatgtcatca
gagcacaattgcatgtagggccaagcaggaaaattggaataccgacattaagactctcaagttgatgccctgtcaggct
cccaggaagtcgagttcattgggtatgaaaagctacactggaatgccaggtgcaactgcggtggacttggtaacagtt
acatgctgagatggaaacagagagctggatagtgacagacagtgggcccaggactgaccctgccatggcagagtg
gaagtggcgggtgtggagagagatgcatcatctgtcgaattgaaacctccgatgcccactatcagagtagtggccct
gggaaaccaggaaggctccttgaacaagctctactggcgcaatgagggftacaaaggacacaaaatgacaacaacct
ttacaaactacatggtggacatgttcttcagagtgaaattgtcagcttgacactcaaggggacatcctacaaaatgca
ctgacaaaatgtttttgtcaagaaccaactgacactggccatggcactgttgtgatgcagggtgaaagtgtcaaaaggagc
cccctgcaggattccagtgatagtagctgatgatctacagcggcaatcaataaaggcattttggttacagttaaccccatcg
cctcaaccaatgatgatgaagtgtctgattgaggtgaacccacctttggagacagctacattatcgtgggagaggagattc
acgtctcactaccagtgggcaaaagaggggaagctcaataggaaagttgtcactcagaccatgaaaggcgtggaacgc
ctggccgtcatgggagacaccgcctgggattcagctccgctggagggttctcactcggttgggaaaggaattcatacgtt
gtttggctctgccttcaggggciatttggcggctgaactggataacaaaggtcatcatggggcgggtacttatatgggtggc
atcaacacaagaaacatgacaatgtccatgagcatgatcttggtaggagtgatcatgatgtttttgtcttaggagttggggc
gtaagcggcccctataactctctacggctaacctgaatggactacgacatagctagctccgcaagtctagagcttaccatg
accgagtaacagcccacggtgctcctcgcaccccgacgacgctcccagggcctacgcaccctcgcgcccgcgttc
gcccactaccccgccacgcgccacacgctgatccggaccgccacatcgagcgggtcaccgagctgcaagaactctc
ctcagcgcgctcgggctcagacatcggaaggtgtgggtcgggacgacggcgcgcccgggtggcggctggaaccacgccc
gagagcgtcgaagcggggggcgggtgttcgcccagatcggcccgcgcatggccgagttgagcgggtcccggctggcgcg
cagcaacagatggaaggcctcctggcggcaccggcccaaggagcccgcggttctggccaccgctcggcgtctc
cccgaccaccagggcaagggtctgggcagcgcgctcgtctcccggagtgaggcggcggagcgcgcccgggtgc
ccgcttctggagacctccgcccgcacccctcccctctacgagcggctcggctcaccgtaaccgcccagctcgag
gtcccgaaggaccgcaacctgatgcatgaccgcgaagcccgtgctgacgcccgcacccagcccagcgcgccc
gaccgaaaggagcgcacgacccccatgatcgttagaccatggggtaccgagtagttacgtgcaaaaggtgattgtcacc
cccgaagaccatattgtgacacacctcagatcagcccacaaacttacagccggtgtcaaaaaccgctggagct
ggtaaacctcccctgggaggtatcagccgtaattattataattggcttggctggtactatttggccatgacgtgctgac
caaccagaaacataattgaatacagcagcaatggcaagctgcttacaatagaactcggcggcattgatcgcgcttaaa
atthttatthttttctttctttccgaatcggatttttttaataatthtcaaaaaaaaaaaaaaaaaaaaaaaaaaacgcgctc
gggaattaattcttgaagcgaaggccaggtggcacttttcgggaaatgtgcccggaaacccctatttggttatthttctaaa
tacttcaaatatgtatccgctcagagacaataaccctgataaactgctcaataatgaaaaaggaagagtagtagtatt
caacatttccgtgcccctattcctttttgoggcattttgcttctgtttttgtcaccagaaacgctggtgaaagttaaag
atgctgaagatcagttgggtgcagagtggttacatcgaactggatctcaacagcggtaagatcctgagagtttccc
cgaagaacgtttccaatgatgagcacttttaagttctgctatgtggcgcggtattatcccgtgtgacgcccggcaagagc
aactcggctcggccatacactattctcagaatgacttgggtgagtactcaccagtcacagaaaagcatcttacggatggcat
gacagtaagagaattatgacgtgctgcataacctagtgataaactgcccgaacttactctgacaacgatcggag
gaccgaaggagctaaccgctttttgcacaactgggggatcatgtaactgcctgatcgttgggaaccggagctgaatg
aagccataccaaacgacgagcgtgacaccacgatgcctgtagcaatggcaacaacggttgcgcaactattaactggcg
aactacttactctagcttcccggcaacaattaatagactggatggaggcggataaagttgaggaccactctcgcctcggc
ccttccgctggtggttattgctgataaatctggagccggtagcgtgggtctcgcggtatcattgacgactggggccag
atgtaagccctcccgtatcgtagttatctacagcaggggagtcaggcaactatggatgacgaaatagacagatcgt
gagataggtgctcactgattaagcattggttaactgacagcaagttactatataacttttagattgatttaaaacttatttt
aatttaaaaggatcaggtgaagatccttttgataatctcatgacaaaatcccttaacgtgagtttcttccactgagcgtca
gaccccgtagaaaagatcaaaggatctctgagatcctttttctgcgctaactctgctgcaacaaaaaaaccacc
gctaccagcgggtgttttggcggatcaagagctaccaactcttttccgaaggttaactggctcagcagagcgcagatac
caaatactgctcttagtgtagccgtagttaggcccaccactcaagaactctgtagcaccgcctacatacctcgtctgctaa

Fig. 8U

tcctgtaccagtggtgctgctgccagtgggcgataagtcgtgtcttaccgggtggactcaagacgatagttaccggataaggcg
cagcggtcgggctgaacggggggtcgtgcacacagcccagcttgagcgaacgacctacaccgaactgagataccta
cagcgtgagcattgagaaagcggcagctcccgaaggagaaaggcggacaggtatccggtaacggcagggctg
gaacaggagagcgcacgagggagctccaggggaaacgcctggtatcttatagtcctgctgggttcgccacctctgac
ttgagcgtcgattttgtgatgctcgtcagggggcgaggcctatggaaaaacgccagcaacgcgagctcgatttaggtga
cactata (SEQ ID NO: 11)

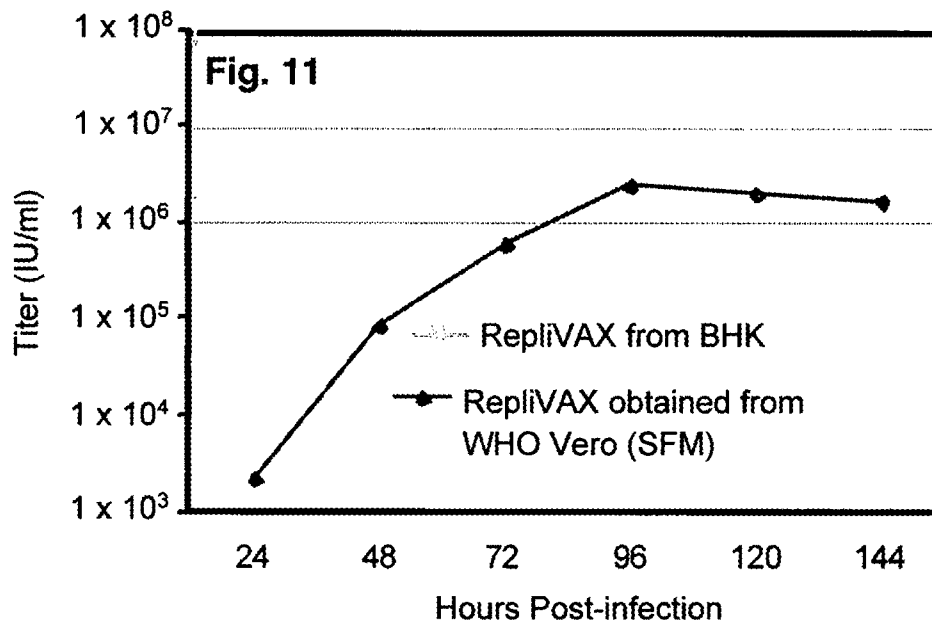
Fig. 8V



WN RepliVAX p0

Fig. 10

WN RepliVAX p10



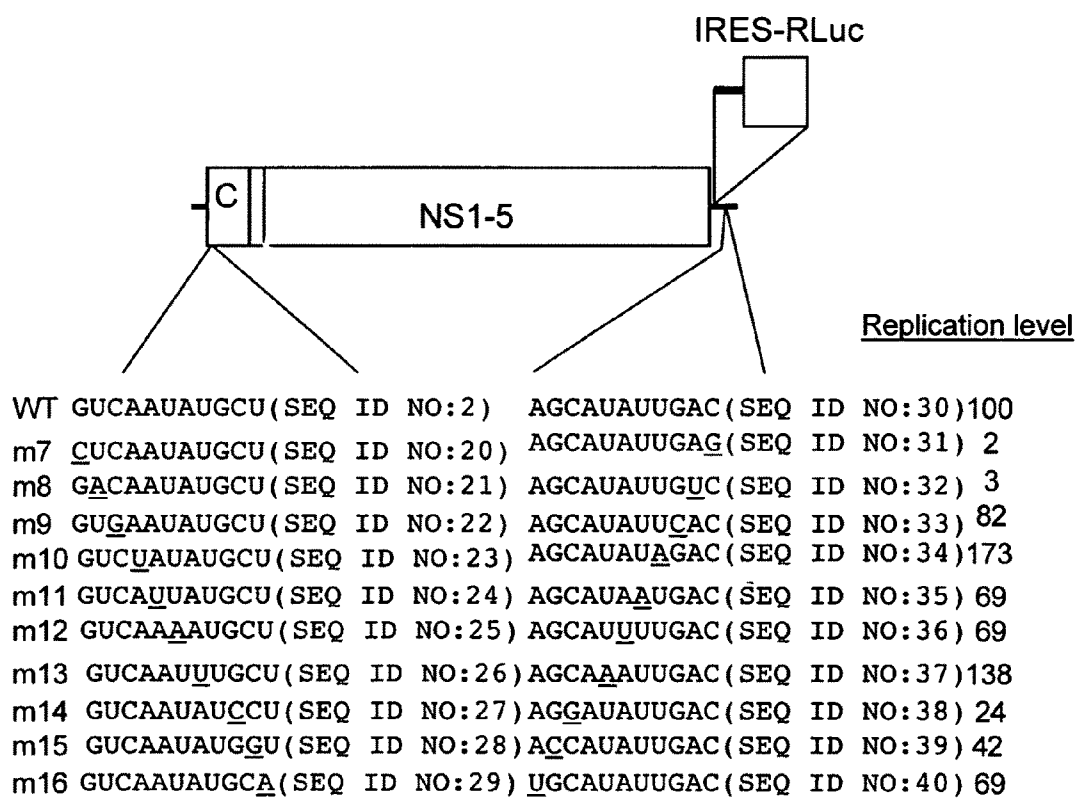
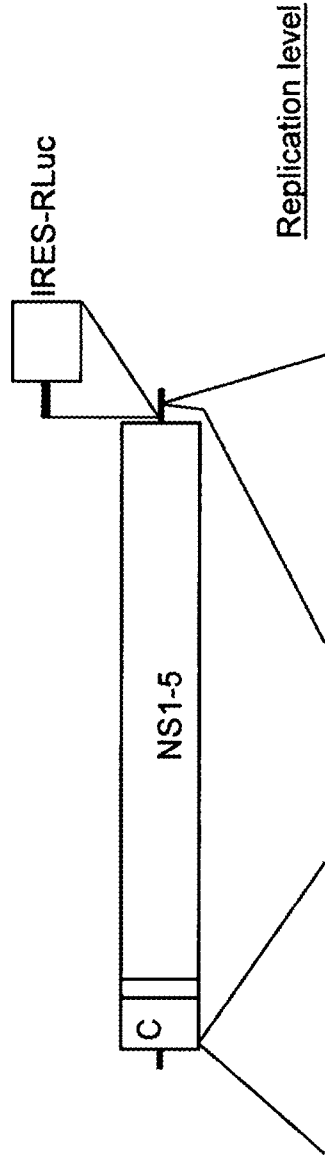


Fig.12A



WT GUCAAUAUGCU (SEQ ID NO:2) AGCAUAUUGAC (SEQ ID NO:30) 100
 m17 GUCUAUUUGCU (SEQ ID NO:41) AGCAAUAUGAC (SEQ ID NO:43) 109
 m17-5 GUCUAUUUGCU (SEQ ID NO:42) AGCAUAUUGAC (SEQ ID NO:30) <1*
 m17-3 GUCAAUAUGCU (SEQ ID NO:2) AGCAAUAUGAC (SEQ ID NO:44) <1*
 NC Containing flame shift in NS5

Fig. 12B

PSEUDOINFECTION FLAVIVIRUS AND USES THEREOF

This application is a Continuation of U.S. patent application Ser. No. 11/711,532 filed Feb. 27, 2007 (currently pending), which is a non-provisional application of U.S. Provisional Application No. 60/777,189 filed Feb. 27, 2006. Priority is claimed to all the above referenced applications and the content of each of the above-referenced applications is incorporated herein by reference in its entirety.

FEDERAL FUNDING LEGEND

This invention was produced in part using funds obtained through National Institute of Health grants (R01AI053135 and 1U54AI057156-010004). Consequently, the federal government has certain rights in this invention.

BACKGROUND OF THE INVENTION

1. Field of the Invention

The present invention relates to the fields of molecular biology, virology and immunology. In general, the present invention discloses construction of replication-deficient viruses belonging to the Flaviviridae family and their use as vaccine in prevention of diseases caused by viruses belonging to this family. More specifically, the present invention provides replication-deficient flaviviruses or pseudoinfectious flaviviruses (PIV aka RepliVAX) and discloses its use as preventive vaccines against flavivirus-associated diseases.

2. Description of the Related Art

The Flavivirus genus of the Flaviviridae family contains a variety of important human and animal pathogens and have been classified into four distinct antigenic complexes based on differences in reactivity in immunological tests. Generally, the flaviviruses circulate between avian or mammalian amplifying hosts and mosquito or tick vectors.

The flavivirus genome is a single-stranded capped RNA of positive polarity lacking a 3' terminal poly(A) sequence. It encodes a single polypeptide that is co- and post-translationally processed into viral structural proteins, C, prM/M, and E, forming viral particles, and the nonstructural proteins, NS1, NS2A, NS2B, NS3, NS4A, NS4B and NS5, required for replication of viral genome and its packaging into infectious virions (Chambers, 1990). Virions contain a single copy of viral genomic RNA packaged into a C protein-containing nucleocapsid, surrounded by lipid envelope holding heterodimers of M and E proteins. In contrast to many other enveloped viruses, interaction between nucleocapsid and envelope spikes is not very specific and M/E-containing envelope can efficiently form around nucleocapsid derived from heterologous flavivirus, demonstrating limited level of homology in capsid sequence (Lorenz, 2002). Alternatively, expression of prM and E in the absence of C can lead to formation of subviral particles (SVPs), containing no RNA or C protein (Mason, 1991).

PrM/M-E cassettes producing subviral particles have been the basis of several vaccine candidates that are known in the art. These vaccine candidates include subunit (Konishi, 1992; 2001; 2002; Qiao, 2004), DNA (Phillipotts, 1996; Kochel, 1997; Schmaljohn, 1997; Colombage, 1998; Aberle, 1999; Konishi, 2000; Konishi, 2000; Kochel, 2000; Davis, 2001), and live-vectored (Mason, 1991; Konishi, 1992; Pincus, 1992; Fonseca, 1994; Pugachev, 1995; Colombage, 1998; Kanesa, 2000; Minke, 2004) vaccines. However, these vaccines have serious disadvantages. For instance, the subunit vaccines are safe to use but difficult to produce large quanti-

ties; the DNA vaccines are poorly immunogenic, and the viral vectored vaccines suffer from lack of potency in the presence of vector immunity.

Therefore, in spite of a great concern about flavivirus-associated diseases and continuing spread of the flaviviruses into the new areas, antiviral therapeutics have not yet been developed for these infections, and a very limited number of approved vaccines have been produced to-date. Inactivated viral vaccines (INVs) have been licensed to prevent tick-borne encephalitis (TBEV) and Japanese encephalitis (JEV). However, like other inactivated viral vaccines, these vaccines have low limited potency and require multiple vaccinations. Despite these drawbacks the Japanese encephalitis and tick-borne encephalitis INVs have an advantage of good safety records. The only licensed live-attenuated vaccine (LAV) for a flavivirus is the widely utilized live-attenuated vaccine based on the yellow fever virus (YFV) 17D strain that was developed by serial passaging of the wild type Asibi strain of yellow fever virus in chicken embryo tissues. Although this live-attenuated vaccine is considered very safe and effective, cases of yellow fever in vaccinees have been reported, including a recent case in a US military recruit (Gerasimon, 2005). Furthermore, this vaccine is not recommended for use in infants, pregnant women or the immunocompromised individuals due to adverse effects, including vaccine-associated encephalitis.

However, the development of the reverse genetics systems for flaviviruses has led to the production and designing of new types of live-attenuated vaccine, based on rational attenuation of these viruses. This new class of vaccines includes yellow fever virus 17D-based chimeras, in which the yellow fever virus prM-E-encoding genome fragment cassette has been replaced with the prM-E-cassette derived from heterologous flaviviruses (Chambers, 1999). Similar chimeric virus-based approach was applied for dengue- and TBE-based backbones (Pletnev, 2002; Huang, 2003). In most cases, chimeric flaviviruses demonstrate a highly attenuated phenotype and are capable of eliciting efficient protective immune response and protect against following infection with viruses, whose structural proteins are expressed by the chimeras (Monath, 2002). Effective vaccination with these chimeric vaccine candidates appears not to be prevented by pre-existing "vector" immunity (Monath, 2002), which has interfered with potency of recombinant viral vaccines based on other viral vectors. Further, although chimeric flaviviruses might provide a reasonably universal approach to producing new vaccines, there are concerns that the chimeras themselves might be pathogenic (Chambers, 1999) at least in the immunocompromised individuals, or that pathogenic chimeras might arise, since mutations have been detected during the process of propagation of these viruses (Pugachev, 2004).

Another promising direction in vaccine development is based on creating of irreparable deletions in flavivirus genome that make productive virus replication in the vaccinated host either a less efficient or an impossible event. In the latter case, viral genomes encoding the entire replicative machinery, but lacking, for instance, the C-coding region, can be delivered for in vivo immunization either as in vitro-synthesized RNA, capable of self-replication (Kofler, 2004; Aberle, 2005), or, probably, in DNA form (under control of the RNA polymerase II promoters or as in vitro-synthesized RNA, capable of self-replication (Kofler, 2004; Aberle, 2005). Direct immunization with in vitro synthesized defective RNA genomes, which specifies the production of SVPs in the absence of a complete viral replication cycle, has been demonstrated to be safe and effective in producing protective immunity (Kofler, 2004; Aberle, 2005). However, there may

be significant obstacles in producing an RNA-based vaccine candidate, due to synthesis, stability, and delivery issues.

Thus, prior art is deficient in a safe, potent and effective type of vaccine that can be used against diseases caused by infection with viruses belonging to the Flaviviridae family. The present invention fulfills this long-standing need and desire in the art.

SUMMARY OF THE INVENTION

In one embodiment of the present invention, there is provided a replication-deficient pseudoinfectious virus of Flaviviridae family. Such a replication-deficient pseudoinfectious virus comprises: a deletion in the nucleotide sequence encoding capsid (C) protein such that the deletion does not disrupt the RNA sequence required for genome cyclization, the signal sequence for prM protein that is required for the proper maturation of prM/M or a combination thereof, where the replication-deficient pseudoinfectious virus replicates only in cells expressing C protein or C, prM, envelope protein, mutated C protein, mutated prM, mutated envelope protein or combinations thereof of the virus of the Flaviviridae family.

In another related embodiment of the present invention, there is provided a cell culture system expressing C protein or C, prM, envelope protein, mutated C protein, mutated prM, mutated envelope protein or combinations thereof of the virus of the Flaviviridae family effective to enable propagation of the above-described replication-deficient pseudoinfectious virus of the Flaviviridae family under suitable conditions.

In yet another embodiment of the present invention, there is provided a method of producing the replication-deficient pseudoinfectious virus of the Flaviviridae family described above. Such a method comprises generating a replication-deficient pseudoinfectious virus of the Flaviviridae family that comprises deletion in the capsid gene such that the deletion does not disrupt the RNA sequence required for genome cyclization, the signal sequence for prM protein that is required for the proper maturation of prM/M or a combination thereof; generating a cell line that expresses C protein or C, prM, envelope protein, mutated C protein, mutated prM, mutated envelope protein or combinations thereof of the virus of the Flaviviridae family, where the cell line provides high levels of the proteins of the Flaviviridae needed for propagation of the replication-deficient pseudoinfectious virus of the Flaviviridae family; and infecting the cell line with the pseudoinfectious virus of the Flaviviridae family, thereby producing the replication-deficient pseudoinfectious virus of the Flaviviridae family.

In another related embodiment of the present invention, there is provided a pharmaceutical composition, comprising the replication-deficient pseudoinfectious virus of the Flaviviridae family produced by the method described herein.

In a further related embodiment of the present invention, there is provided a method of protecting a subject from infections resulting from exposure to Flaviviridae. Such a method comprises administering to the subject an immunologically effective amount of the pharmaceutical composition produced by the method described herein, that elicits an immune response against the Flaviviridae in the subject, thereby protecting the subject from the infections.

BRIEF DESCRIPTION OF THE DRAWINGS

FIG. 1 is a schematic representation of flavivirus PIV replication in the cells producing C or all of the viral structural proteins for trans-complementation of the defect. Replication

of PIVs in normal cells in vivo or in vitro leads to release SVPs having no nucleocapsid.

FIGS. 2A-2C show that YFV C and YFV C, prM and E-expressing cell lines can complement replication of YF PIV. FIG. 2A is a schematic representation of YFV and GFP-expressing YF PIV genome. FIG. 2B is a schematic representation of VEEV replicons expressing Pac gene and YFV C with the signal peptide of prM (anchored C; VEErep/C1/Pac), or anchored C with 20 a. a. of prM (VEErep/C2/Pac), or all of the YFV structural proteins (VEErep/C-prM-E/Pac). FIG. 2C shows the release of YF PIV by the cell lines transfected with in vitro-synthesized PIV genome. Media was replaced at the indicated time points, and titers of PIVs were determined. Arrows indicate time points when cells were subpassaged at a 1:5 ratio.

FIGS. 3A-3B show growth curves of YF PIV on the packaging cell lines. BHK-21 cells containing VEErep/C2/Pac and VEErep/C-prM-E/Pac replicons were infected with YF PIV at indicated MOIs in infectious units per cell. At the indicated times, media was replaced and titers of released PIV were determined. Arrows indicate time points when cells were subpassaged at 1:5 ratio. FIG. 3A shows growth curve at MOI 10 inf.u/cell and FIG. 3B shows growth curve at MOI 0.1 inf.u/cell.

FIGS. 4A-4C show that cells expressing codon-optimized C gene produced YF PIV. FIG. 4A shows the nucleotide sequence of synthetic gene. The introduced mutations are indicated by lowercase letters (SEQ ID NO: 1). FIG. 4B shows growth curves of YF PIV on the packaging cell lines. BHK-21 cells containing VEErep/C2/Pac, VEErep/C-prM-E/Pac, VEErep/C2opt/Pac and VEErep/Copt-prM-E/Pac replicons were infected with YF PIV at indicated MOIs in infectious units per cell. At the indicated times, media was replaced and titers of released PIV were determined. FIG. 4C shows plaques developed in VEErep/C2opt/Pac-containing cell line by YFV and YF PIV after 4 days of incubation at 37° C.

FIGS. 5A-5C show that WN PIV develops spreading infection in packaging cells. FIG. 5A is a schematic representation of WN PIV genome and VEEV replicon expressing WN V structural genes. FIG. 5B shows that WN PIV produced foci of WNV antigen-positive cells (revealed with an antibody to NS1-upon infection of BHK(VEErep/C*-E*-Pac) cells after 70 hours of incubation. FIG. 5C shows the same WN PIV preparations produced only single infected cells (revealed at 70 hours post infection with the same tragacanth staining method used in FIG. 5B) upon infection of Vero cell monolayers.

FIGS. 6A-6C show detection of E protein upon release from cells infected with YF and WN PIVs. In FIG. 6A, BHK-21 cells were infected with YF PIV at an MOI of 5 inf.u/cell. The released SVPs were harvested and purified by ultracentrifugation. Samples were resolved by SDS PAGE, transferred to filters, E protein was detected by D1-4G2 MAB. Media harvested from uninfected cells, lane 1; media harvested from the cells infected with YF PIV at 48 h post infection, lane 2; media harvested from the cells infected with YF PIVs at 72 h post infection, lane 3; YFV (2x10⁷ PFU), lane 4. In FIG. 6B, vero cells were infected with WN PIV for 24 hrs, and then portions of the clarified culture fluid (collected before any cell lysis was detected), were resolved by SDS PAGE, transferred to filters, and reacted with an E-specific MAB (7H2; Bioreliance). Reaction of the same samples with polyclonal sera failed to reveal any cell-associated non-structural proteins in this preparation (results not shown) confirming that the E protein was actively secreted. Sample of WNV, lane 1; media harvested from uninfected cells, lane 2; media harvested from the cells infected with WN PIV at 48 h post

infection, lane 3. In FIG. 6C, a western blot showing E protein content of fractions prepared from a sucrose density gradient obtained from SVPs harvested from normal (non-packaging) BHK cells electroporated with YFV PIV RNA. The peak of E protein reactivity (at 32% sucrose) corresponded to the density of SVPs and in agreement with this fact, migrated more slowly than YFV run in a side-by-side analyses (42%).

FIGS. 7A-7F show schematic representation of plasmids used for Yellow fever (YF) and West Nile (WN) pseudoinfectious virus (PIV) production. FIG. 7A shows pYFP/IV, FIG. 7B shows pWNPIV, FIG. 7C shows pVEErep/C1/Pac, FIG. 7D shows pVEErep/C2/Pac, FIG. 7E shows pVEErep/C3/Pac, FIG. 7F shows pVEErep/C*-E*-Pac.

FIGS. 8A-8V show the sequences of the plasmids used herein. FIGS. 8A-8D shows sequence of pYFP/IV (SEQ ID NO: 6), FIGS. 8E-8H shows sequence of pVEErep/C1/Pac (SEQ ID NO: 7), FIGS. 8I-8K shows sequence of pVEErep/C2/Pac (SEQ ID NO: 8), FIGS. 8L-8O shows sequence of pVEErep/C-prM-E/Pac (SEQ ID NO: 9), FIGS. 8P-8R shows sequence of pVEErep/C2opt/pac (SEQ ID NO: 10), FIGS. 8S-8V shows sequence of pVEErep/Copt-prM-E/Pac (SEQ ID NO: 11).

FIG. 9 shows a schematic representation of overlapping regions of RepliVAX and the VEE replicon used to provide C in trans. ¹Thirty-six mutations were inserted into the VEErep/pac-Ubi-C* to minimize homologous recombination with the fragment of C encoded by the RepliVAX genome. ²Position of 5' and 3' CS sequences in the RepliVAX genome.

FIG. 10 shows side by side comparison of infectious foci produced in the C-expressing cell line {BHK(VEErep/Pac-Ubi-C*)} by WN RepliVAX at passage 0 (from electroporation) and passage 10 reveals that better-growing variants are readily selected.

FIG. 11 shows titration of RepliVAX PIV produced in WHO-certified Vero cells containing a C-expression cassette (VEErep/Pac-Ubi-C*). Although the resulting PIV is of a slightly lower titer than that produced in BHK cells, the Vero cells multiple harvests of high titer PIV, which is not possible with BHK cells.

FIGS. 12A-12B show cyclization mutants. FIG. 12A shows replication of WNV/IRES-RLuc replicon with single-base, matching CS mutations demonstrates that some single-base mutations replicate at WT levels. Left part of panel shows the test genome above the 5' and 3' CS sequences. Right side shows replication levels detected using RLuc reporter, as a percentage of the WT replication levels. Underlined bases denotes mutated bases. FIG. 12B shows replication of WNV/IRES-RLuc replicon with matching the double-base changes (m17) derived by combining m10 and m13 (Panel A), compared to replication levels detected with mutants that combine the WT and mutated CS in either possible format, along with a mutant designed to produce an inactive polymerase (negative control). Left part of panel shows the test genome above the 5' and 3' CS sequences. Right side shows replication levels detected using RLuc reporter, as a percentage of the WT replication levels. Underlined bases denotes mutated bases. * denotes no replication detected.

DETAILED DESCRIPTION OF THE INVENTION

Safe and effective vaccines have only been produced for a handful of diseases caused by flaviviruses. The classical inactivated viral vaccine (INV) and live-attenuated vaccine (LAV) methods that have been used to produce vaccines to YF, JE, and TBEV have not yet yielded licensed products to prevent diseases caused by other flaviviruses, notably dengue and

West Nile encephalitis (WNE). There remain safety concerns about existing LAVs (residual virulence or reversion to virulence) and INV products (reactogenicity due to antigen load and adventitious antigens). Additionally, INVs usually require multiple vaccinations. Further, both types of vaccines are subject to production concerns, including the need to avoid reversion to virulence during propagation of live-attenuated vaccine, and due to the amounts of material needed to produce strong immune responses to the inactivated viral vaccine products and the need for high containment facilities to propagate the virulent viruses used to produce INV products. Although there are promising candidates for new types of flavivirus vaccines, the road to their development will need to overcome these problems.

The present invention in general, is drawn to construction and utilization of replication-deficient pseudoinfectious viruses belonging to the Flaviviridae family. In this regard, the present invention describes the development a new type of replication-deficient flaviviruses also referred to as RepliVAX that combines the safety of inactivated vaccines with the efficacy and scalability of live attenuated vaccines. These flaviviruses also identified as pseudo-infectious viruses (PIVs) in the present invention contain genetically engineered flavivirus genomes with a deletion of most of the capsid (C)-encoding region, thereby preventing this genome from producing infectious progeny in normal cell lines or vaccinated animals. However, these pseudo-infectious viruses can be propagated in cell lines expressing either C, or a C-prM-E cassette, where they replicate to high levels. Thus, these pseudoinfectious flaviviruses cannot develop spreading infection in normal cells in vitro or in vivo due to lack of trans-complementation by C protein, and therefore are incapable of causing disease in animals.

In contrast to the vaccines and the methods to generate these vaccines that are known in the art, the present invention provides a system for industrial-scale production of pseudo-infectious flaviviruses that would make such vaccines cheaper to produce than inactivated vaccines at the same time making it safer to use than live-attenuated vaccines. It does so by providing a new type of recombinant vaccine that is capable of only single round of replication in the immunized animals or humans leading to release of subviral particles (SVPs) lacking the genetic material but serving as efficient immunogens.

The present invention has demonstrated that pseudoinfectious flaviviruses can be generated for either yellow fever virus (YFV) or West Nile virus (WNV). Based on this, the present invention contemplates that the method described herein could be broadly applicable to the development of vaccines against other flaviviruses. Further, infection of normal cell lines with such pseudoinfectious flaviviruses produced SVPs that lacked nucleocapsid and a genetic material. The pseudoinfectious flaviviruses described herein demonstrated inability to cause any disease and thus were safe. Additionally, these pseudoinfectious flaviviruses were immunogenic in mice due to competency for single round of replication and release of SVPs, presenting viral antigens. WN PIVs also protected mice from a lethal encephalitis following challenge with WNV.

The PIVs described herein could be produced in a manner that allows for high-yield production in cell culture, and inability to cause disease in animals. These products could be delivered to animals where their defective replication process prevents spread and disease, but permitted the production of SVPs, a flavivirus subunit immunogen that has been shown to be effective in eliciting an efficacious immune response against disease caused by several flaviviruses.

The present invention also demonstrated that the pseudo-infectious flaviviruses approach could be applied to two distantly related mosquito-borne flaviviruses. The applicability of a similar technology to the development of RNA-based vaccines for a tick-borne flavivirus (Kofler, 2004) indicates that the PIV-based technology will be applicable to more distantly related flaviviruses. Additionally, the work with TBEV RNA-based vaccines indicates that in addition to antibody responses to the SVPs (similar to that described herein), the introduction of replicationally active flavivirus genomes into the cells of the vaccinated hosts will produce T-cell responses as well (Kofler, 2004; Aberle, 2005). Although the T cell responses were not measured herein, it is contemplated that the PIVs are capable of inducing T cell response that mimics those produced by viral infection.

Although the PIV vaccines described herein rely on the same flavivirus replication and SVP production strategy that was utilized by the RNA-based vaccines prepared for TBEV (Kofler, 2004; Aberle, 2005), these PIV vaccines do not require gene-gun delivery to animals, can be readily grown in cell cultures, and can be subjected to the same types of stabilization and storage (freeze drying) conditions currently being applied to the commercially produced YFV 17D vaccine, thus providing a scalable, storable, and marketable vaccine product. Preliminary studies on stability of WN RepliVAX have shown that freeze-dried preparations show no detectable loss in titer when stored for 30 days at 4 C.

To develop the high-level growth conditions required for efficient trans-complementation (and hence yield) of pseudo-infectious flaviviruses, the present invention utilized cells expressing high levels of C (or C-prM-E) from VEEV replicons. VEEV replicons are less cytopathic than the replicons derived from other alphaviruses and readily establish persistent replications in some cell lines of vertebrate and insect origin. This system appears to be suitable for production of pseudo-infectious flaviviruses, since i) VEEV replicons are highly efficient in synthesis of heterologous proteins and, in the present invention synthesized C to the level required for flavivirus genome encapsidation. ii) VEEV replicons do not detectably interfere with flavivirus replication (Petrakova, 2005). Moreover, VEE replicons and the YF PIV genomes can replicate together in BHK-21 cells without causing CPE. iii) VEEV replicons can be packaged at high-titers into VEE virions that can be used for rapid establishment of the packaging cell lines producing flavivirus structural protein(s).

Furthermore, examination of the effect of context of C expression on yield of PIV indicated that the packaging cells expressing anchored form of C with an additional 20 a.a. of prM produced more particles than cells expressing anchored C alone, suggesting the importance of the proper sequence of processing events in virions formation. The basis for the enhanced packaging efficiency by the construct containing the first 20 amino acids of prM is unclear but this phenomenon might be explained by a requirement of specific order of cleavage at the two nearby cleavage sites (NS2B/NS3- and signal peptidase-specific) (Yamshchikov and Compans, 1994) and/or differences in distribution/stability of C protein products in these two different contexts. In addition, it was observed that co-expression of C with prM and E (VEErep/C-prM-E/Pac) caused only minor increase in PIV yield compared to VEErep/C2/Pac, which expressed anchor C with the fragment of prM.

When the codon-optimization of the VEEV replicon-encoded C genes was examined to determine if this alteration of the C gene sequence enhanced yield of PIV, it did not reveal a strong difference in YFV PIV release from the cells not expressing a codon-optimized C gene. This observation sug-

gested that even with the non-optimized gene VEEV replicons appear to produce C at a saturating level. These results were consistent with other studies demonstrating that the cell lines that expressed VEEV replicons encoding the WNV C-E cassette produced level of E greater than those detected in WNV-infected cells. Despite the inability of the trans-expressed optimized C gene to increase yield of YF PIV, the cells harboring the VEEV replicon expressing Copt developed CPE and produced plaques when infected with YF PIV. This made a PIV infection in the Copt cells even more similar to infection developed by replication-competent virus. An additional advantage of the use of VEEV replicons encoding a YFV Copt gene in pseudo-infectious flavivirus production was the level of safety, since the changes in the codons reduced the chance of homologous recombination with the pseudo-infectious flavivirus genome. Furthermore, the Copt gene was also altered in its cyclization sequence (as described herein for the WNV C coding region in the BHK(VEErep/C*-E*-Pac) cells), to reduce the chance of the recombination producing a replicationally active C-encoding flavivirus. To date, neither the WN nor YF PIV systems described herein have produced replicationally active flaviviruses that could be detected in either cell culture, or in highly susceptible animals. Additionally, in vivo experiments demonstrated that both YF and WN PIVs were safe and could not cause any disease even after i.c. inoculation of 3- to 4-day-old mice with the highest dose of the PIVs. Nevertheless, WN PIVs were capable of inducing high levels of neutralizing antibodies and protected mice against infection with replication competent WNV.

Furthermore, Hepatitis C ranks with AIDS as a major infectious cause of morbidity and mortality for which no vaccine is currently available. In Japan and Korea, HCV now exceeds hepatitis B in contributing to the development of hepatocellular carcinoma, one of the most common types of cancer and a common mode of death due to liver disease. This pattern is likely to become increasingly common in other Asian countries and elsewhere in the developing world, due to the increasing prevalence of HCV coupled with effective immunization against hepatitis B. In some communities in Egypt and elsewhere, the prevalence of hepatitis C infection is spectacularly high, likely due at least in part to traditional health care practices and/or the introduction of dangerous Western technologies in the past (e.g., needle-borne transmission of the virus during public health campaigns directed against schistosomiasis).

In many developing countries, where rates of liver cancer and cirrhosis are high, there is little effective control of hepatitis C during blood transfusion. Hepatitis C is also a major public health problem within the United States, where there are approximately 4 million carriers of HCV, many of whom are at risk of death due to end-stage liver disease or liver cancer. Currently it is estimated that there are between 8,000 and 10,000 deaths annually due to hepatitis C in the United States. This number is likely to triple over the next 10-20 years, potentially exceeding the number of deaths due to AIDS, in the absence of new therapeutic or preventive measures.

Yet, no vaccine is available for prevention of this infection, and efforts (both national and international) to develop a vaccine are severely limited due to perceived technical difficulties, little interest in vaccine development generally on the part of big pharma, and the inertia of major funding agencies. And, as with many infectious diseases, it is the disadvantaged who are at greatest risk of serious liver disease or death due to hepatitis C.

To date attempts to create an effective vaccine against HCV infection have been unsuccessful. However, within last few years, the HCV field started to rapidly develop, and now this virus replicates in tissue culture to reasonably high titers, approaching 10^6 inf.u/ml. There is a number of obvious similarities between the HCV genome and the genomes of other flaviviruses, like YF, JEV, TBE and others. Therefore, the strategy of designing replication-deficient flaviviruses can be applied not only to the members of the Flavivirus genus, but to *Hepacivirus* genus (that include HCV) as well. The HCV capsid protein can produced by recombinant alphavirus replicons (based on SINV, VEEV, EEEV and others) in a number of cell lines, including Huh-7 and Huh-7.5 cells that are currently known to be susceptible to HCV infection. Replication-deficient HCV genomes, lacking the capsid gene can be transfected into the capsid-producing cell lines and will be packaged into infectious, capsid-containing particles. The successive rounds of infection required for the large-scale production, can be performed on these cells as well. However, in vivo, in the naïve hepatocytes (and possibly other cell types), the HCV genomes lacking the complete capsid gene or no capsid gene at all, will produce only the nonstructural viral proteins, and glycoproteins E1 and E2. These proteins will be presented to immune system i) after proteasome degradation; ii) on the cell surface and iii) in the form of virus-like particles with E1- and E2-containing envelope. Capsid deficiency will make virus incapable of spreading, and thus limited to the cells infected by the vaccinating dose.

In summary, the present invention demonstrated that capsid-deficient, pseudoinfectious flaviviruses i) could produce a spreading infection in the cell lines expressing capsid or all of the flavivirus structural genes; ii) PIVs were incapable of producing spreading infection in normal cells, (iii) PIVs produced E protein containing SVPs when they infected normal cells; (iv) PIVs displayed a high level of safety in the animals; (v) PIVs protected the mice from subsequent flavivirus infection. Taken together, the present invention demonstrated that flavivirus PIVs might be a safe, potent, and efficacious platform for development of vaccines against flavivirus infections and infections caused by viruses similar to Flavivirus.

The present invention is directed to a replication-deficient pseudoinfectious Flaviviridae, comprising: a deletion in the nucleotide sequence encoding capsid (C) protein such that the deletion does not disrupt the RNA sequence required for genome cyclization, the signal sequence for prM protein that is required for the proper maturation of prM/M or a combination thereof, where the Flaviviridae replicate only in cells expressing C protein or C, prM, envelope protein, mutated C protein, mutated prM, mutated envelope protein or combinations thereof of a virus of the Flaviviridae family. Generally, the Flaviviridae comprises a virus belonging to the genus flavivirus, Hepacivirus or Pestivirus or other chimeras of said viruses created by exchanging the prM-E cassettes of other viruses with the prM-E cassettes of the pseudoinfectious Flaviviridae. The examples of the viruses belonging to the genus Flavivirus are not limited to but may include yellow fever virus, West Nile virus, dengue virus, tick-borne encephalitis virus, Saint Louis encephalitis virus, Japanese encephalitis virus, Murray Valley encephalitis virus. Furthermore, the example of the virus belonging to the genus Hepacivirus includes but is not limited to Hepatitis C virus and those belonging to the genus Pestivirus include but are not limited to Bovine virus diarrhea, a swine fever virus or a hog cholera virus.

In case of flavivirus, the nucleotide sequence encoding the C protein of the Flavivirus that is deleted may encode amino

acids 26 to 100 or a combination of amino acids within amino acids 26 to 100 of the C protein. Such combinations may include but are not limited to amino acids 26-93, 31-100 or 31-93. One of ordinary skill in the art can use the same guidelines to delete nucleotide sequence of C protein from other viruses belonging to the Flaviviridae family or other viruses having the same genetic makeup as these viruses. In general and applicable to all the viruses, the deleted gene is replaced by a gene encoding a marker protein or an antigen. The example of a marker protein may include but is not limited to a green fluorescent protein.

The present invention is also directed to a cell culture system expressing C protein or C, prM, envelope protein, mutated C protein, mutated prM, mutated envelope protein or combinations thereof of a virus of the Flaviviridae family, effective to enable propagation of the above-described replication-deficient Flaviviridae under suitable conditions. For this purpose, the cells expressing wild type or mutated proteins of the Flaviviridae may be generated using genetically engineered replicons derived from viral vectors.

In general, the gene encoding the protein(s) of the virus of the virus Flaviviridae family in the replicon is replaced by a codon-optimized version of the gene encoding the protein(s) of the virus such that the replacement reduces the ability of the cell line-encoded genes to recombine with the genome of the pseudoinfectious virus of the Flaviviridae family and/or increases the production of the pseudoinfectious virus of the Flaviviridae family.

For instance, such replicons may express a C protein that comprises mutations in at least 36 nucleotide positions of the gene encoding C protein of the virus of the Flaviviridae family. The replicon may express a C protein in the replicon that comprises unnatural cyclization sequences such that presence of the cyclization sequences reduces the chances of productive recombination of the replication-deficient pseudoinfective virus with natural viruses. Further, the replicon may express proteins comprising altered nucleotide sequences encoding truncated C-prM junction such that presence of such altered sequences enhances yield of the replication-deficient pseudoinfective virus in cell culture, prM/E containing SVP yield in vivo or a combination thereof.

Furthermore, the replicons expressing the proteins of Flaviviridae are introduced into the cells by transfection with in vitro synthesized replicon RNAs, by transfection with plasmid DNAs designed to synthesize functional alphaviral replicons from cellular RNA-polymerase II-specific promoters or by infection with alphaviral replicons packaged inside the alphaviral structural proteins. The viral vectors used herein may be alphaviruses. Representative examples of such alphaviruses are not limited but may include Venezuelan Equine Encephalitis Virus (VEEV), Sindbis virus, Eastern Equine Encephalitis virus (EEEV), Western Equine Encephalitis virus (WEEV) or Ross River virus.

The present invention is further directed to a method of producing a replication-deficient pseudoinfectious virus of the Flaviviridae family, comprising: generating a replication-deficient pseudoinfectious virus of the Flaviviridae family that comprises a deletion in the capsid gene such that the deletion does not disrupt the RNA sequence required for genome cyclization, the signal sequence for prM protein that is required for the proper maturation of prM/M or a combination thereof; generating a cell line that expresses C protein or C, prM, envelope protein, mutated C protein, mutated prM, mutated envelope protein or combinations thereof of a virus of the Flaviviridae family, where the cell line provides high levels of the proteins needed for propagation of the replication-deficient pseudoinfectious virus of the Flaviviridae fam-

ily; and infecting the cell line with the pseudoinfectious virus of the Flaviviridae family, thereby producing the replication-deficient pseudoinfectious virus of the Flaviviridae family. All other aspects regarding the types of viruses, the position of deletions in the capsid gene, the method of generation of the cell line expressing the mutated and wild type proteins of the Flaviviridae, the type of replicons and the mutations within the replicons and the modifications in the gene encoding the mutated and wild type proteins of the Flaviviridae in the replicons are the same as discussed supra.

The present invention is also directed to a pharmaceutical composition, comprising the replication-deficient pseudoinfectious virus of the Flaviviridae family produced by the method described supra. The present invention is further directed to a method of protecting a subject from infections resulting from exposure to Flaviviridae, comprising administering to the subject an immunologically effective amount of the pharmaceutical composition described herein, where the composition elicits an immune response against the Flaviviridae in the subject, thereby protecting the subject from the infections. Such a composition may be administered via intraperitoneal, intradermal, subcutaneous, intramuscular, oral, or intranasal route. Furthermore, the subject benefiting from use of this composition may be a human, or an animal.

As used herein, the term, "a" or "an" may mean one or more. As used herein in the claim(s), when used in conjunction with the word "comprising", the words "a" or "an" may mean one or more than one. As used herein "another" or "other" may mean at least a second or more of the same or different claim element or components thereof. As used herein, the term, "Flaviviridae" includes the genera Flavivirus, Hepacivirus and Pestivirus. The examples of virus belonging to the genus Flavivirus include but are not limited to yellow fever virus, West Nile virus, dengue virus, a tick borne encephalitis virus, a Saint Louis encephalitis virus, a Japanese encephalitis virus or a Murray Valley encephalitis virus. Similarly, the example of virus belonging to the genus Hepacivirus includes but is not limited to Hepatitis C virus and those belonging to the genus Pestivirus include but are not limited to Bovine virus diarrhea, a swine fever virus or a hog cholera virus.

Furthermore, although the present invention discloses the construction and utility of a replication-deficient pseudoinfectious Flaviviridae belonging to the genus Flavivirus, one of ordinary skill in the art can use the same guidelines to construct chimeras comprising other viruses belonging to the Flaviviridae or to construct chimeras by exchanging the prM-E cassettes of viruses within the Flaviviridae or other similar viruses and the viruses within the Falviviridae.

The pharmaceutical compositions comprising the pseudoinfectious viruses belonging to the Flaviviridae family discussed herein may be administered concurrently or sequentially with each other or with other pharmaceutical composition(s). The effect of co-administration of such compositions is to protect an individual from the infections caused by such viruses and other vaccine-treatable disease. The composition described herein, the other pharmaceutical composition, or combination thereof can be administered independently, either systemically or locally, by any method standard in the art, for example, subcutaneously, intravenously, parenterally, intraperitoneally, intradermally, intramuscularly, topically, enterally, rectally, nasally, buccally, vaginally or by inhalation spray, by drug pump or contained within transdermal patch or an implant. Dosage formulations of the composition described herein may comprise conventional non-toxic, physiologically or pharmaceutically acceptable

carriers or vehicles suitable for the method of administration and are well known to an individual having ordinary skill in this art.

The composition described herein, the other pharmaceutical composition or combination thereof may be administered independently one or more times to achieve, maintain or improve upon a therapeutic effect. It is well within the skill of an artisan to determine dosage or whether a suitable dosage of either or both of the compositions comprises a single administered dose or multiple administered doses. An appropriate dosage depends on the subject's health, the protection of the individual from flaviviral infections, the route of administration and the formulation used.

The following examples are given for the purpose of illustrating various embodiments of the invention and are not meant to limit the present invention in any fashion. One skilled in the art will appreciate readily that the present invention is well adapted to carry out the objects and obtain the ends and advantages mentioned, as well as those objects, ends and advantages inherent herein. Changes therein and other uses which are encompassed within the spirit of the invention as defined by the scope of the claims will occur to those skilled in the art.

Example 1

Cell Cultures

The BHK-21 cells were provided by Paul Olivo (Washington University, St. Louis, Mo.). They were maintained at 37° C. in alpha minimum essential medium (aMEM) supplemented with 10% fetal bovine serum (FBS) and vitamins. WHO-certified Vero cells, originally prepared for use in human vaccine manufacture were provided by Dr. Steve Whitehead of the NIH. Vero cells were maintained in MEM containing 6% FBS.

Example 2

Plasmid Constructs

Standard recombinant DNA techniques were used for all plasmid constructions. A schematic representation of the plasmids used are shown in FIGS. 7A-7F. Maps and sequences are shown in FIGS. 8A-8F. The parental low-copy number plasmid pACNR/FLYF-17Dx containing infectious cDNA of YFV 17D strain genome was described elsewhere (Bredenbeek et al., 2003) and provided by Dr. Charles M. Rice (Rockefeller University, New York, N.Y.). pYFP-IV contained defective YFV genome (YF PIV), in which fragment encoding amino acid. 26-93 of YF capsid gene was replaced by codon-optimized GFP gene derived from pEGFP-N1 (Clontech). The WN PIV genome (pWNPIV) was derived from a Texas 2002 infectious cDNA (Rossi et al., 2005), by fusion of codon 30 of C to codon 101 of C (see FIG. 5A). The plasmids pVEErep/C1/Pac, pVEErep/C2/Pac and pVEErep/C-prM-E/Pac (FIG. 2A) encoded double subgenomic VEEV replicons, in which the first subgenomic promoter was driving transcription of the RNAs containing 5'UTR of VEEV 26S RNA followed by sequences, corresponding to nt 119-481, 119-541 and 119-2452 of YFV genome, respectively. The second subgenomic promoter was driving the expression of puromycin acetyltransferase (Pac) gene, whose product was making cells resistant to translational arrest caused by puromycin (Pur). Non-cytopathic VEEV replicons expressing the C-prM-E cassette of WNV {derived from a Sindbis virus replicon (Scholle et al., 2004)} fused to the Pac gene

13

(designated pVEErep/C*-E*-Pac) was created from a VEE non-cytopathic replicon (Petrakova et al., 2005); E-coding sequence was fused with Pac gene through a linker consisting of the first 9 codons of NS1 and the last 25 codons of NS2B, followed by 2 codons of NS3 fused directly to FMDV 2A (see FIG. 5A). The codon-optimized sequence encoding YFV 17D capsid and first 20 amino acid of prM was designed using the codon frequency data described elsewhere (Haas et al., 1996). This gene was synthesized by PCR from the overlapping synthetic oligonucleotides. The amplified fragment was sequenced before cloning into expression cassettes VEErep/C2opt/Pac and VEErep/Copt-prM-E/Pac. The latter replicons had essentially the same design as pVEErep/C2/Pac and pVEErep/C-prM-E/Pac, but contained codon-optimized sequence presented in FIG. 4A.

Additionally, a chimeric WN-RepliVAX expressing the JEV prM-E has also been generated. This was constructed by substituting the prM and E genes of Nakayama strain of JEV in A RepliVAX encoding the WNV genome. The gene exchange was achieved by direct fusion of the last codon of the truncated WNV C protein to the first codon of the prM coding sequence of JEV (Nakayama strain). The same fusion strategy was employed at the 3' end of the cassette, with the final codon of the JEV E protein fused directly to the first codon of NS1 of WNV. These fusions were introduced into a BAC plasmid encoding the entire WN RepliVAX cDNA bounded by a T7 promoter and a ribozyme, and RNA recovered from this BAC DNA was introduced into BHK(VEErep/Pac-Ubi-C*) cells. The resulting RepliVAX (designated JE RepliVAX) formed spreading infectious foci on BHK (VEErep/Pac-Ubi-C*). As for WN RepliVAX, the foci formed on this cell line are smaller than those produced by a fully infectious WNV-JEV chimera. JE RepliVAX grows to titers approximately 10 times lower than WN RepliVAX, achieving titers of over 10^6 U/ml in BHK(VEErep/Pac-Ubi-C*). As expected, JE RepliVAX reacts with JE-specific MAbs, and it is anticipated that like chimeric flaviviruses, JE RepliVAX will induce high levels of JEV-neutralizing antibodies, and protect against JE.

Example 3

RNA Transcriptions

Plasmids were purified by centrifugation in CsCl gradients. Before the transcription reaction, the plasmids were linearized by XhoI (for pYFPiV) or MluI (for VEE replicon and VEE helper encoding plasmids) or SmaI (for pWNPIV). RNAs were synthesized by SP6 or T7 RNA polymerase in the presence of cap analog. The yield and integrity of transcripts were analyzed by gel electrophoresis under non-denaturing conditions. Aliquots of transcription reactions were used for electroporation without additional purification.

Example 4

RNA Transfections and PIV Replication Analysis

Electroporation of BHK-21 cells was performed under previously described conditions (Liljestrom et al., 1991). For establishing packaging cell cultures, Pur was added to the media to a concentration of 10 g/ml 24 h post electroporation of the VEEV replicons. Transfection of in vitro-synthesized YF PIV genome was performed 5 days later, when replicon-containing cells resumed efficient growth. Samples were harvested at the time points indicated in the figures by replacing

14

the media with the same media, containing Pur. In many experiments, PIV-secreting cells were split upon reaching the confluency.

VEEV replicons were packaged into VEEV infectious virions by co-electroporation of the in vitro synthesized replicon and 2 helper RNAs (Volkova et al., 2006) into BHK-21 cells. Replicon-containing viral particles were harvested 24 h post transfection and used for infecting of naïve BHK-21 cells, followed by Pur selection. In the case of WN PIV, the in vitro-synthesized PIV RNA was transfected into BHK cells containing VEErep/C*-E*-Pac replicon expressing WN C, prM and E and Pac [BHK(VEErep/C*-E*-PAC) cells]. THE scheme of the VEErep/C*-E*-PAC genome is presented in FIG. 5A. Harvested PIVs were passaged on these cells using standard methods (Rossi et al., 2005).

Example 5

Measuring the Titers of YF PIV

For measuring the titers of released YF PIV, BHK-21 cells were seeded into six-well Costar dishes at a concentration of 5×10^5 cells/well. Four hours later, cells were infected with different dilutions of packaged replicons, and after 1 h incubation at 37° C. in an 5% CO₂ incubator, they were overlaid with 2 ml of MEM supplemented with 10% FBS. The numbers of infected cells were estimated by counting GFP-positive cells under an inverted UV microscope. The fraction of infected cells from the seed quantity was determined via counting of fluorescence-producing cells in a defined area of microscopic field. Counts for 5 different fields were averaged and recalculated for the titer corresponding to each serial dilution.

In the later experiments, titers were also measured by plaque assay on the monolayers of BHK-21 cells, carrying VEErep/Copt-prM-E/Pac replicon, using previously described conditions (Lemm et al., 1990), except cells were incubated under agarose for plaque development for 5 days, then fixed by 2.5% formaldehyde and stained with crystal violet.

Example 6

Passaging of YF PIVs

Packaging cell lines were established either by transfection of the in vitro-synthesized VEEV replicon RNAs or by infecting cells with the same replicons packaged into VEEV structural proteins at a multiplicity of infection (MOI) of 10 inf.u/cell. After Pur selection, they were infected with YF PIV at different MOIs. Samples were harvested at the time points indicated in the figures by replacing the media.

Example 7

Analysis of YF SVP Production

BHK-21 cells were seeded at a concentration of 2×10^6 per 100-mm dish. After 4 h incubation at 37° C., cells were infected with YF PIV at an MOI of 10 inf.u/cell, and then incubated for 24 h in 10 ml of MEM supplemented with 10% FBS. Then the medium was replaced by 10 ml of serum-free medium VP-SF (Invitrogen) that was replaced every 24 h to analyze SVP release. The collected VP-SF samples were clarified by low-speed centrifugation (5,000 r.p.m, 10 min, 4° C.), and then concentrated by ultracentrifugation through 2 ml of 10% sucrose, prepared on PBS, in SW-41 rotor at

15

39,000 r.p.m., 4° C. for 6 h. Pellet material was dissolved in the loading buffer for SDS-polyacrylamide gel electrophoresis, lacking b-mercaptoethanol (to preserve binding to D1-4G2 MAB) and further analyzed by Western blotting. After protein transfer, the nitrocellulose membranes were processed by D1-4G2 MAB, and horseradish peroxidase (HRP)-conjugated secondary donkey anti-mouse antibodies purchased from Santa Cruz Biotechnology. HRP was detected using the Western Blotting Luminol Reagent according to the manufacturer's recommendations (Santa Cruz Biotechnology). To obtain positive control sample, YFV (2×10^8 PFU) was subjected to ultracentrifugation through 10% sucrose cushion as described above for SVPs.

For sucrose density gradient analysis of YFV SVPs, BHK-21 cells were electroporated with the in vitro synthesized YF PIV genome RNA. At 24 hours post-transfection, the complete MEM was replaced by VP-SF medium, which was harvested 24 hours later. At this time, more than 95% of the cells were GFP-positive and did not exhibit any signs of CPE. The harvested sample was clarified by low-speed centrifugation (5000 rpm, 10 min, 4° C.) and then concentrated by overnight centrifugation in a SW-28 rotor at 25,000 rpm, 4° C. The resulting pellet was suspended in TN buffer (10 mM Tris HCl (pH 7.5), 100 mM NaCl, 0.1% BSA) and further analysis was performed as described (Schalich et al., 1996).

Briefly, 0.5 ml samples were loaded in to the discontinuous sucrose gradient (1.5 ml of 50%, 1.5 ml of 35% and 1.5 ml of 10% sucrose prepared in PBS buffer). Centrifugation was performed in SW-55 rotor at 45,000 rpm at 4° C. for 1 h in Optima MAX Ultracentrifuge (Beckman). Pellets were dissolved in the loading buffer for SDS polyacrylamide gel electrophoresis, lacking b-mercaptoethanol (to preserve binding to D1-4G2 MAB) and further analyzed by Western blotting. After protein transfer, the nitrocellulose membranes were processed by D1-4G2 MAB and horseradish peroxidase (HRP)-conjugated secondary donkey anti-mouse antibodies purchased from Santa Cruz Biotechnology. HRP was detected using Western Blotting Luminol Reagent according to the manufacturer's recommendation (Santa Cruz Biotechnology). Side by side gradient analyses were performed with YFV (2×10^8 PFU), subjected to the same procedures as described above for YFV-PIV derived SVPs.

Example 8

Analyses of WN PIV

Titers of WN PIV were determined by infecting Vero cell monolayers with serial dilutions of virus, and then fixing 24 hours later and immunohistochemically staining with a polyclonal hyperimmune mouse ascite fluid specific for WNV, as previously described (Rossi et al., 2005). Infected cells were enumerated and used to determine the titer. To evaluate the ability of WN PIV for foci formation on Vero cells or the BHK(VEErep/C*-E*-PAC) cells, monolayers were infected with dilutions of WN PIV, overlaid with a semisolid tragacanth overlay, incubated at 37 C, and then fixed and stained with a MAB specific for WNV NS1 (provided by E. Konishi, Kobe, Japan), as described above.

Example 9

PIV Safety Studies

PIV safety was established by inoculation of different doses of virus (YFV 17D or WNV TX02 recovered from parental infectious cDNAs) or PIV into 3- to 4-day-old mice

16

(outbred Swiss Webster, Harlan) by the intracranial (i.c.) route (20 ml volume), or 4-5 week old female mice (outbred Swiss Webster, Harlan) by the intraperitoneal (i.p.) route (100 ml volume). Mice were monitored for 14 days for signs of disease and death, animals that were moribund, and appeared to be unable to survive until the next day were humanely euthanized and scored as "dead" the following day.

Example 10

WN PIV Potency and Efficacy Studies

Selected animals inoculated with WN PIV as described above were euthanized and bled at 21 days post inoculation. Sera were harvested from the animals, pooled, and tested for their ability to reduce WNV focus formation on Vero cell monolayers using the methods described above. The remaining animals were inoculated with 1,000 inf.u (determined by focus-forming assay on Vero cells), corresponding to approximately 100 LD₅₀ of the NY99 strain of WNV (Xiao et al., 2001), and animals were then observed for an additional 14 days as described above.

Example 11

Both YFV C- and YFV C-prM-E-expressing Cassettes can Complement Replication of YFV PIV

The general strategy for complementation of a C deletion defect in the flavivirus genome is presented FIG. 1. It is based on development of genomes lacking the C gene, and propagation of these pseudoinfectious viral genomes (PIV genomes) in cells expressing C (or all of the viral structural proteins), but not in normal cells. Replication in the latter cells, producing no viral structural proteins required for trans-complementation of the defect in PIV genome, leads to release of SVPs containing the critical protective immunogen E, but lacking the nucleocapsid containing C and the viral genetic material.

A recombinant YFV genome (YF PIV genome) was engineered to contain GFP in place of amino acid 26-93 of C, cloned in-frame with the rest of the polypeptide (FIG. 2A). The expression of GFP provided a convenient way of determining the titers of genome-containing PIVs in the experiments. The deletion in the C-coding sequence from this PIV genome was expected to destroy the ability of C to form a functional nucleocapsid, but it was not expected to affect production of functional forms of prM and E. Thus, cells expressing this genome, which produced GFP fluorescence could not release infectious virus. However, infectious progeny was expected to be produced from "packaging" cells expressing high levels of C.

For rapid development of the cell lines for efficient PIV production, the Venezuelan equine encephalitis virus (VEEV) genome-based expression system (replicons) (Petrankova et al., 2005) was used. VEEV replicons are less cytopathic than replicons derived from other alphaviruses and readily establish persistent replication in some cell lines of vertebrate and insect origin. The expression cassettes were designed as double subgenomic constructs (FIG. 2B), in which one of the subgenomic promoters was driving the expression of Pac, providing an efficient means to eliminate cells in the transfected cultures that do not contain the Pac-expressing VEEV replicon. The second subgenomic promoter was driving the transcription of subgenomic RNA encoding YFV structural proteins. To identify the most efficient packaging cassettes, VEEV replicons encoding either i)

YFV C with the signal peptide of prM, also known as anchored C (Lindenbach and Rice, 2001), (VEErep/C1/Pac), or ii) C with the signal peptide and 20 amino acid of prM (VEErep/C2/Pac), or iii) all of the YFV structural proteins (VEErep/C-prM-E/Pac). The rationale of the design was to retain the signal peptide in the C-coding cassettes that was expected to be essential for targeting C into proper cellular compartment.

The in vitro-synthesized VEEV replicon RNAs were transfected into BHK-21 cells and the Pur^R stable cell lines were selected over the next 4-5 days in the Pur-containing medium. During the first 2-3 days post transfection, replication of VEEV-derived RNAs caused growth-arrest, then, as described our previously (Petrankova et al., 2005), replication became less efficient and cells resumed their growth. The resulting Pur^R cultures were transfected with the in vitro-synthesized YF PIV RNAs, and at different times post transfection, titers of the released infectious particles, containing GFP-expressing genomes were determined (FIG. 2C). Surprisingly, the presence of two different replicating RNAs (YFV- and VEEV-specific) in BHK-21 cells did not result in cytopathic effect (CPE), and maintained both resistance to Pur and expression of high level of GFP, indicating replication of both the VEEV replicon and YF PIV RNA. As shown in FIG. 2C, cultures expressing both of these marker genes were capable of growing and required subpassaging (at ~1:5 ratio every 4 days) to prevent the cultures from reaching confluency. The experiments shown in FIG. 2 demonstrated that all three VEEV replicons were capable of supplying YFV C at levels sufficient for formation of infectious PIVs; no infectious particles were released from the naive BHK-21 cells transfected with the YF PIV RNA in the absence of VEEV replicons (data not shown). However, cells expressing these packaging cassettes differed in their ability to produce PIV. Constructs expressing YFV C followed by the prM signal peptide (anchored C; VEErep/C1/Pac) demonstrated the lowest level of YF PIV RNA packaging, compared to cassettes expressing longer protein sequences. The basis for the lower packaging efficiency is by the C1 construct unclear, but this phenomenon might be explained by a requirement for a specific ordering of cleavage at the two nearby cleavage sites (NS2B/NS3 and signal peptidase) (Yamshchikov and Compans, 1994), and/or differences in distribution/stability of the C protein produced in these two different contexts. of the stability of this protein. Thus, after these experiments, VEErep/C1/Pac was eliminated from all further experiments. Both VEErep/C2/Pac and VEErep/C-prM-E/Pac replicons packaged YF PIV to the similar titers approaching above 10⁷ inf.u/ml. Moreover, the release of PIV particles continued until the experiments were terminated, with each cell releasing ~20 infectious YF PIV per 24 h time period. The same cells were probably also releasing prM/E-containing SVPs lacking the nucleocapsid and genome, but this possibility was not further investigated.

Example 12

YF PIVs with Defective Genomes can be Produced at a Large Scale

The ultimate utility of PIV as vaccine candidates is dependent upon the ability to produce these particles at the scales needed, for instance, for commercial production. Reliance on an RNA-based trans-complementation system (VEEV replicons) for vaccine manufacture requires further standardization since there is a possibility of accumulation of mutations in the heterologous genes cloned into genomes of RNA

viruses. The use of low-passage cell lines, is one of the solutions for overcoming this limitation. Alternatively, accumulation of mutations in the VEErep genomes can be minimized by repeated transfection of the replicon into naive cells, or by production of packaged VEEV replicons followed by infection of naive cells. The use of packaged VEE replicons was considered to be one simple and efficient means for establishing the packaging cell lines.

To efficiently produce PIVs, a technology that permits production of alpha virus replicon expressing cell cultures in previously packaged VEEV replicons was used. Briefly, VEEV replicons were packaged into VEEV infectious virions using previously described two-helper system (Volkova et al., 2006), into preparations that contained titers approaching 10⁹ inf.u/ml. BHK-21 cells infected with these particles and selected in the presence of Pur could be used to obtain YFV structural protein-encoding cell cultures in 3-5 days. Following establishment, the VEErep/C2/Pac- and VEErep/C-prM-E/Pac-containing cell lines were infected with previously generated samples of YF PIVs at high (10 inf.u/cell) and low (0.1 inf.u/cell) MOIs. In all cases, the defective YFVs replicated productively (see FIG. 3) and infected all of cells in the monolayers producing high titers of PIVs. Thus, rapid establishment of packaging cell lines by infecting cells with packaged VEEV replicons, followed by infection with PIVs appears to be a simple and efficient system a for large-scale production of PIVs with the deleted C sequence in the genome.

Example 13

Production of YF PIVs Using VEE Replicons Expressing Codon-Optimized Form of YFV C Gene

Another possible problem in using the packaging systems to support replication of defective viruses is recombination between the defective viral genomes and the RNAs encoding the trans-complementing gene(s). Such recombination might lead to generation of the infectious viruses. In the experiments described herein, infectious YFV using a plaque assay were never detected, but it was necessary to rule out the possibility that live virus can be formed in these cells.

In addition, the proteins encoded by many arthropod-borne viruses are expected to have evolved to utilize the translational machinery in two very different hosts. Thus, their codon usage is not expected to be optimal for expression in either host. Therefore, the C-coding sequence in the expression cassettes was modified to achieve two goals: i) to enhance the yield of C production and ii) to reduce possibility of homologous recombination between YF PIV genome and C-coding subgenomic RNA of VEE replicons. YFV C was synthesized using the codon frequency found in the most efficiently translated mammalian genes (FIG. 4A). These silent mutations also disrupted the cyclization sequence required for flavivirus genome replication, thus, reducing the possibility of generating replication competent YFV in an event of recombination between YF PIV genome and YFV C-coding RNA of VEEV replicon.

The Copt gene was cloned into VEErep constructs, VEErep/Copt/Pac and VEErep/Copt-prM-E/Pac, using the same strategy as VEErep/C2/Pac and VEErep/C-prM-E/Pac, and trans-complementing Pur^R cell lines were established either by RNA transfection or by infecting the cells with packaged RNAs. Transfection of these cells with the in vitro-synthesized PIV genome RNA produced PIV with efficiencies that were similar to those selected with the cells expressing VEEV replicons expressing the non-optimized YFV C

gene (FIG. 4B). However, the cells expressing the codon-optimized C proved to be a useful reagent in that they were capable of developing CPE and forming clearly visible plaques when infected with YF PIV and overlaid with agarose containing media with low concentration of FBS (FIG. 4C). Thus, although codon optimization of YFV C gene did not alter PIV production from these cells, the cells expressing the codon-optimized YFV C represent a very useful system for evaluation of YF PIVs, particularly those expressing no fluorescent markers. In additional tests, a very good correlation was observed between the titers of the same samples determined in plaque-forming assays and GFP-foci assays.

Plaques formed by YF PIV were smaller than those of YFV indicating that structural proteins were most likely produced in *cis* function more efficiently in viral particle formation. The reason for attaining the ability to form plaques is not completely understood yet. However, it is speculated that YFV C has some level of cytotoxicity because of cell lines containing VEEV replicons expressing the codon-optimized version of this protein demonstrated lower growth rates (data not shown) than corresponding counterparts with replicon encoding natural C gene. Thus, YF PIV genome replication might lead to additional changes in the intracellular environment that were sufficient to cause CPE.

Example 14

PIVs can be Generated for Other Flaviviruses

To prove that PIVs can be easily generated for other flaviviruses, the strategy described above was applied to WNV. To this end, a WN PIV genome with a 35-amino acid-long C protein was created (FIG. 5A). To package this WN PIV genome, a packaging cell line generated by transfection of BHK cells with a non-cytopathic VEEV replicon expressing WNV C/prM/E and Pac [BHK(VEErep/C*-E*-Pac) was used. To minimize the chance that recombination between WN PIV genomes replicating in this cell line and the VEErep RNA-encoded C protein could lead to generation of the infectious WNV, the WNV C-coding gene in the VEEV replicon was modified to contain clustered silent mutations in the WNV cyclization domain.

Media harvested from BHK (VEErep/C*-E*-Pac) cells transfected with the synthetic WN PIV genome were capable of producing antigen-positive foci in the packaging cells (FIG. 5B) indicating that infectious WN PIV had been produced. However, only antigen-positive cells were detected upon infection of Vero cell monolayers with same samples (FIG. 5C). Titers of up to 1×10^8 inf.u/ml of WN PIV were produced on the packaging cells, and as expected, WN PIV could be repeatedly passed on this cell line. Thus, using an established cell line, high titer stocks of WN PIV could be readily obtained using the same complementation system described above for YFV. Interestingly, in the case of the WNV packaging cell line and WN PIV, it was observed that the virus yields plateaued late in infection, simultaneously with the appearance of CPE (results not shown), whereas the cells co-replicating YF PIV genome and VEEV replicons continued to produce PIV for many days (FIG. 2).

Example 15

Cells Infected with YF or WN PIVs Produce SVPs

To demonstrate that cells infected with PIVs produced SVPs, BHK-21 cells were either transfected with the in vitro-synthesized YF PIV RNA or infected with YF PIVs produced

in C-expressing cells. The particles released from the BHK-21 cells were purified by ultracentrifugation, and analyzed by western blotting using a mouse monoclonal antibody (MAB) specific for E, D1-4G2 (Gentry et al., 1982). Both RNA-transfected and PIV-infected cells produced E protein that could be pelleted from the media (FIG. 6A), indicating that it was present in a particulate form. Since these cells did not exhibit any CPE, and the samples were clarified at low-speed centrifugation prior to ultracentrifugation, it is unlikely that the E protein detected in the pelleted fraction represented cellular debris. Similarly, western blot analyses demonstrated that Vero cells infected with the WN PIV produced (before development of any signs of CPE) extracellular forms of E that were indistinguishable in size from those produced by WNV-infected Vero cells (FIG. 6B).

To further evaluate the physical nature of the E protein released by PIV-infected cells, media collected from cells containing replicating PIV genomes only were subjected to sucrose density gradient analysis in agreement with published data (Schalich et al., 1996). SVPs were found in the fraction having 2% sucrose (FIG. 6C). In the same experiment, YFV virions demonstrated high density and were detected in the fraction with 42% sucrose. E protein-containing particles that migrate at the expected size of WNV SVPs have also been detected in cultures infected with WNV PIVs. The presence of E in the media of PIV-infected cells was consistent with the production of SVPs by cells expressing only prM/E or TBEV RNA vaccines lacking a functional C gene.

Example 16

PIV Safety, Potency, and Efficacy in Animals

Safety of WN and YF PIVs was established by *i.c.* inoculation of litters of 3 to 4-day-old mice. These studies showed that mice inoculated with WT YFV or WNV were quickly killed, and these viruses displayed a 50-percent lethal dose (LD_{50}) of approximately 1 PFU in these animals (Table 1). However, WN and YF PIVs inoculated into suckling mice at a dose of 2×10^6 inf.u failed to kill any mice (Table 1). Safety was further documented by *i.p.* inoculation of adult mice with wild type (wt) viruses and WN PIVs. These studies showed that the WN PIVs were completely safe in adult mice (Table 2). Furthermore, wt WNV killed a significant portion of adult mice, with an LD_{50} of less than 1 PFU, and doses of up to 3×10^6 inf.u of WN PIV failed to cause any death (Table 2). Most interestingly, however, is the finding that the WN PIVs were very potent immunogens (NEUT titers were detected with inoculation of as few as 30,000 inf.u), and 100% of the animals vaccinated with 3×10^4 , 3×10^5 , or 3×10^6 inf.u were protected from a $100LD_{50}$ challenge of the NY99 strain of WNV (Table 2).

TABLE 1

Safety of PIVs in suckling mice.			
Inoculum ^a	Dose (inf · u) ^b	% Survival ^c	Average survival time ^d
WN PIV	2,000,000	100 (9/9)	NA ^e
WNV TX02	0.2	56 (5/9)	8.5 (+/-2.9)
WNV TX02	2	0 (0/9)	5.4 (+/-0.5)
WNV TX02	20	0 (0/8)	6 (+/-0)
WNV TX02	200	0 (0/10)	4.9 (+/-0.3)
YF PIV	2,000,000	100 (10/10)	NA ^e
YFV 17D	0.2	89 (8/9)	8 (+/-0)
YFV 17D	2	56 (5/9)	7 (+/-0)

TABLE 1-continued

Safety of PIVs in suckling mice.			
Inoculum ^a	Dose (inf · u) ^b	% Survival ^c	Average survival time ^d
YFV 17D	20	11 (1/9)	6.9 (+/-2.4)
YFV 17D	200	0 (0/12)	6 (+/-0)

^aInoculated preparation, diluted in culture media with 10% FBS

^bDelivered by i.c. route in a volume of 20 ml/animal

^cSurvival at 14 days postinoculation (live/dead)

^dAverage survival time from animals that died from infection (standard deviation)

^eNot applicable

TABLE 2

Safety, potency and efficacy of PIV in adult mice					
Inoculum ^a	Dose (inf · u) ^b	% Survival ^c	Average survival time ^d	NEUT titer ^e	% Protection ^f
none (diluent)	0	100 (8/8)	NA ^g	<1:40 ^h	14 (1/7)
WN PIV	30,000	100 (10/10)	NA ^g	1:40	100 (8/8)
WN PIV	300,000	100 (10/10)	NA ^g	1:160	100 (8/8)
WN PIV	3,000,000	100 (10/10)	NA ^g	1:160	100 (8/8)
WNV TX02	1	40 (4/10)	8.5 (+/-1.4)		
WNV TX02	10	30 (3/10)	8 (+/-1.2)		
WNV TX02	100	10 (1/10)	7.8 (+/-1.4)		

^aInoculated preparation, diluted in culture media with 10% FBS.

^bDelivered by i.p. route in a volume of 100 ml/animal.

^cSurvival at 14 days postinoculation (live/dead).

^dAverage survival time from animals that died from infection (standard deviation).

^eNEUT titer of pooled sera collected from 2 animals at 21 days postinoculation (titer shown is the highest dilution giving 80% reduction of WNV foci formation).

^fProtection from challenge with 100LD₅₀ of the NY99 strain of WNV demonstrated by survival at 14 days post-challenge; single survivor from the diluent-inoculated group showed signs of disease (hunched back; ruffled fur, and malaise) from days 8-14. None of the PIV inoculated animals displayed any signs of disease in the 14-day postchallenge observation period.

^gNot applicable.

^hNEUT titers in sera from unimmunized mice tested side-by-side with sera from the WN PIV-inoculated mice.

Example 17

Further Modifications to Increase the Yield and Safety of PIVs/RepliVAX

The present invention demonstrates that repeated passaging of RepliVAX did not result in recombination, but variants with enhanced growth were selected: The WNV RepliVAX has been repeatedly passaged on a cell line that encodes the WNV C protein. This C protein was produced by fusing a copy of the WNV C gene to a Pac gene driven by the subgenomic promoter of a non-cytopathic VEErep (Petrakova et al., 2005). In the resulting construct (VEErep/Pac-Ubi-C*), the ubiquitin (Ubi) gene was inserted in front of the C gene, and C was followed by a stop codon. In this context, a Pac-Ubi fusion protein would be produced along with a mature C protein (lacking the hydrophobic anchor; see FIG. 9). The C gene in this VEErep (denoted as "C*") was further modified by insertion of 36 mutations that ablate the CS signal, converting this 11-base region from GUCAAUAUGCU (SEQ ID NO: 2) to GUGAACAUguU (SEQ ID NO: 3) while maintaining C coding capacity. This large number of mutations dramatically reduces the likelihood of homologous recombination, and furthermore, if recombination did occur between the genomes, the production of a replicationally active genome could not occur, since the resulting RNA would have unmatched CSs, preventing replication (FIG. 9).

To test for the unlikely possibility of productive recombination, a clonal cell line was derived from BHK cells expressing VEErep/Pac-Ubi-C* {BHK(VEErep/Pac-Ubi-C*)}, and this cell line was used to passage the WN RepliVAX 10 times

(in each case with infection at an MOI of 0.01), and the resulting RepliVAX was characterized in detail. To determine if this passage 10-(p10) population contained any live virus, Vero cell monolayers were infected at multiplicities of 0.1, 1, and 10 with the p10 WN RepliVAX, and washed extensively to remove extracellular RepliVAX. These monolayers were re-washed 24 hours later, and then harvested 2 days later. Passage of supernatant fluids from these cultures onto fresh Vero cell cultures failed to reveal any immunopositive cells when stained with a highly sensitive polyclonal antibody for WNV, indicating that RepliVAX had not productively recombined with the C protein encoded by the packaging cell line.

Interestingly, when the p10 WN RepliVAX was compared to p0 RepliVAX on the BHK(VEErep/Pac-Ubi-C*) cell line, the p10 RepliVAX produced polymorphic foci of infection, many of which were much larger than those produced by the p0 RepliVAX (FIG. 10). Furthermore, p10 RepliVAX replicates 10 times higher than p0 RepliVAX at early time points, with an endpoint titer twice as high.

Analyses of the PCR products obtained from cDNA produced from Vero cells infected with this p10 RepliVAX demonstrated that there were no products that contained a full-length C coding region. However, sequence analyses of the C-prM junction of the product spanning these regions revealed that two mutations had arisen during passaging. As expected from the heterogeneous nature of the foci produced by the p10 RepliVAX on the packaging cells (FIG. 10), both mutations were present as mixtures with the original RepliVAX sequence. One of the mutations, which appeared to be present over half of the nucleic acid population in these sequence reactions (sequenced in both directions), consisted of a AGC>uGC (S>C) mutation at the P4 position preceding the signal peptidase cleavage site (S(c)VGAIVTSL (SEQ ID NO: 4) in the RepliVAX genome. The second mutation, which was present in only about 30% of the amplified sequences (again in reactions completed in both directions) consisted of an AAG>AuG (K>M) at position P3 following the NS2B/NS3 cleavage site (QKKRIGGK(m)T) (SEQ ID NO: 5). Although these mutations are in the position of the deleted SL5, they do not alter predicted RNA structures. The rapid selection (only 10 growth cycles) of a better-growing RepliVAX is very exciting since it indicates that selection of better-growing variants is a powerful method to improve

RepliVAX. The positions of these mutations was not unexpected since it is known that altering efficiency of NS2B/NS3 versus signal peptidase cleavage can influence flavivirus particle yield and infectivity (Keelapang et al., 2004; Lee et al., 2000; Lobigs and Lee, 2004; Yamschikov et al., 1997). Studies are continuing on selection of even better growing variants, and these two mutations are being targeted for insertion into second-generation RepliVAX constructs, to confirm their ability to work separately (or together) to improve RepliVAX yield and antigen production. Nevertheless, the data presented herein indicate that under these passage conditions: 1) no recombination occurred, 2) positive selection could be used to produce improved RepliVAXs.

Blind passage of JE RepliVAX similarly yielded better-growing variants with mutations in the same regions of the genome. The ability to blind passage RepliVAX products to produce better growing variants is a key feature of this invention, and a clear advantage over traditional LAV, where production of better-growing variants is always complicated by the concern that these better-growing variants may have lost their attenuation in man.

Furthermore, the mutated, improved C-expression cassette (VEErep/Pac-Ubi-C*), which has been shown to be stable, and demonstrated freedom from recombination when used in a BHK cell line (not approved for human vaccine generation), has also been shown to be stable and useful for PIV propagation when introduced into Vero cells (an accepted cell line for the production of human vaccines). Specifically, RNAs corresponding to the VEE replicon have been introduced Vero cells from a certified seed using the same methods applied to BHK cells. Following introduction of the RNA into these Vero cells, the cells were maintained in serum free media (an important issue for vaccine generation) containing puromycin, and these cells were shown to be useful for PIV propagation. Under these propagation conditions, these cells have been shown to produce slightly lower titers of PIV than similarly derived BHK cells, but the VEErep/Pac-Ubi-C*-Vero cells hold up better under these culture conditions, permitting multiple harvests. FIG. 11 shows the production of PIV from these cells can be obtained for multiple harvests under serum-free conditions.

In summary, propagation of PIVs in cell lines that express C (especially C cassettes that contain the signal sequence of prM, or this region plus portions of the prM and E genes) can theoretically recombine with the PIV genome, producing a live virus that could cause disease, increasing the risk of the method of vaccine generation. To overcome this problem, the present invention demonstrated that cell lines for the propagation of WN PIV can be produced using a C protein that ends precisely at the NS2B/NS3 cleavage site, minimizing the chance of recombination at this region of the PIV genome, providing an advantage over other propagation methods in which cell lines encode RNAs that encode the portion of the anchor of C (that is also known as the signal peptide of prM) that are shared by the PIV.

To further enhance the safety of this C-expression cassette, the present invention demonstrated that the portion of the cassette that is used to make the VEErep-encoded C that complements the PIV genome (namely the first 30 codons encoding the amino acid sequence that are required to produce a replicating PIV genome due to underlying RNA elements required for viral replication) could be specifically mutated to produce a cassette that differs from the PIV genome at 36 nucleotide positions (introduced without altering the protein product) resulting in a C gene that has a dramatically reduced probability of recombination with the PIV genome (FIG. 9). Furthermore, this mutated C gene was

created to have three mutations in the cyclization signal (CS) that must be complementary to a CS in the 3'UTR of the PIV genome to allow viral replication, providing a further safety feature to prevent recombination (FIG. 9). Finally, this C gene was inserted into the VEE replicon following the selectable marker gene (pac), by using a ubiquitin gene to the intact C product from the resulting polyprotein (alternative self-cleaving sequences such as the auto-proteinase 2A of FMDV, or other related sequences could easily be substituted for ubiquitin). Creation of this single-polyprotein cassette provides the advantage of producing a genetically more stable VEE replicon, reducing the chance of recombination within the propagating cell lines, eliminating the C-expression cassette, and reducing PIV yield. The resulting construct (VEErep/Pac-Ubi-C*, FIG. 9) was introduced into BHK cells, and the cells were used to produce a clonal cell line expressing the VEE replicon using established methods (Fayzuln et al., Virology 2006).

One clonal cell line was examined after 18 passages from single-cell cloning, and found to have no evidence of any genetic deletion of the C cassettes (by RT-PCR), nor was it found to have any detectable mutations within the C-expression cassette. Most importantly, this cell line displayed similar ability to propagate the WNV PIV at a passage level as high as 41. Finally, following 10 passages of PIV on this cell line, no evidence of recombination producing PIV-recombinants capable of productive replication on cells that do not express the C cassette (namely WT Vero cells), and no evidence of introduction of C-encoding sequences into the PIV genome by RT PCR was observed.

Furthermore, to address concerns that PIV might recombine with flaviviruses in vaccines at the time of their vaccination, producing novel, virulent flaviviruses, the present invention demonstrated that WNV genomes with "unnatural" cyclization signals (CS) present in all known naturally circulating flaviviruses, can be generated that replicate to high levels. Evidence has been produced in several laboratories that the two CS found at the 5' and 3' ends of the genomes of all flaviviruses must be 100% complementary to provide productive viral replication (Khromykh et al. J. Virol., 2001; Lo et al., J. Virol., 2003; Alvarez et al., Virol., 2003). These studies also demonstrated that unnatural CSs could produce replicating genomes, as long as the CS were 100% complementary. However these investigators reported that all genomes with unnatural CS sequences had replication defects. By systematic analysis of CS in WNV genomes, specifically the testing the ability of carefully selected single base swaps to produce high-level replication, single-base changes, and subsequent double-base changes that permit high-levels of genome replication (FIG. 12A) were identified. FIG. 12B demonstrates that high-level replication of WNV genome with two-base substitutions is possible, and that genomes intentionally created with mis-matched CS sequences (namely WT and the 2-base mutant) are not replicationally active. This mutation, and others like it, can therefore be utilized to produce PIV with a superior safety profile, since any recombinant virus resulting from a single-point genetic recombination between the CS-modified PIV vaccine and a virus circulating in areas where people are undergoing vaccination would not be replicationally active, and hence could not cause disease.

Example 18

BHK Cells Expressing WNV C Gene Maintain their Phenotype for Multiple Passages

Studies with a WNV C-expressing clonal cell line derived from BHK cells transfected with VEErep/Pac-Ubi-C* has

demonstrated its long-term stability and utility in generating RepliVAX for several reasons. Firstly, these cells were useful for repeated passaging of RepliVAX. Secondly, side-by-side focus-formation assays on cells at two different passage levels (passages 8 & 24 after single-cell cloning) showed indistinguishable WN RepliVAX titers and foci sizes. Finally, direct analysis of the sequence of the C-encoding cassette in these cells at the passage-24 level revealed no changes relative to the original VEErep sequence. Taken together these data indicate that cells harboring C-expressing VEEreps should be stable enough for use in the currently accepted master cell seed lot format used to produce human vaccines. Furthermore, the fact that VEEreps have already been used in human trials, make it likely that the application of the VEErep-cell technology to Vero cells will not encounter any unexpected hurdles during regulatory approval.

Example 19

Lymphoid Tissue Targeting of WNV VLPs

As indicated supra, WNV VLPs are similar to RepliVAX, except in place of the flavivirus prM/E proteins, they can encode a reporter gene, or they can simply contain a flavivirus replicon without a reporter. VLPs can be readily produced in packaging cells expressing all three WNV structural proteins, and have been produced at high titer (Fayzulin et al., 2006). When 10^7 U of VLP were inoculated into mice, these animals produced 1,000 to 5,000 U/ml of type I interferon (IFN) in their serum 24 hr post-inoculation. IFN responses were produced by both ip and subcutaneous footpad injection (fp). Furthermore, popliteal lymph nodes dissected 24 hrs after fp inoculation with b-galactosidase-expressing VLPs contained large numbers of b-galactosidase-positive cells, indicating that VLPs, which enter cells in a manner indistinguishable from RepliVAX, are targeting important lymph organs. This result is consistent with the high levels of IFN elicited by VLP-injection and suggests that similar targeting is responsible for the high potency and efficacy of RepliVAX.

The following references were cited herein:

Aberle, J. H. et al., 1999, *J Immunol* 163, 6756-61.
 Aberle, J. H. et al., 2005, *J Virol* 79, 15107-13.
 Bredenbeek, P. J. et al., 2003 *J Gen Virol* 84, 1261-8.
 Chambers, T. J. et al., 1999 *J Virol* 73, 3095-101.
 Clyde and Harris, 2006, *J Virol* 80: 2170-2182.
 Colombage, G. et al. 1998, *Virology* 250, 151-63.
 Davis, B. S. et al., 2001, *Journal of Virology* 75, 4040-4047.
 Fayzulin et al., 2006, *Virology* 351: 196-209.
 Filomatori et al., 2006, *Genes Dev* 20: 2238-2249.
 Fonseca, B. A., et al., 1994, *Vaccine* 12, 279-85.
 Gentry, M. K. et al., 1982, *Am J Trop Med Hyg* 31, 548-55.
 Gerasimon, G., and Lowry, K., 2005, *South Med J* 98, 653-6.
 Haas, J., et al., 1996 *Curr Biol* 6, 315-24.

Hall, R. A., et al., 2003, *Proc Natl Acad Sci USA* 100, 10460-10464.
 Huang, C. Y., et al., 2003, *J Virol* 77, 11436-47.
 Kanasa, T. N., et al., 2003 *Vaccine* 19, 483-491.
 Keelapang et al., 2004, *J Virol* 78: 2367-2381.
 Kochel, T. et al., 1997, *Vaccine* 15, 547-52.
 Kochel, T. J. et al., 2000, *Vaccine* 18, 3166-3173.
 Kofler, R. M., et al., 2004, *Proc Natl Acad Sci USA* 101, 1951-6.
 Konishi, E., and Fujii, A., 2002, *Vaccine* 20, 1058-67.
 Konishi, E. et al., 2001 *Journal of Virology* 75, 2204-2212.
 Konishi, E. et al., 1992a *Virology* 190, 454-8.
 Konishi, E. et al., 1992b, *Virology* 188, 714-20.
 Konishi, E. et al., 2000a, *Vaccine. Jan.* 18, 1133-1139.
 Konishi, E. et al., 2000b, *Virology* 268, 49-55.
 Lee et al., 2000, *J Virol*; 74: 24-32.
 Lemm, J. A. et al., 1990, *J Virol* 64, 3001-11.
 Liljestrom, P. et al., 1991 *J Virol* 65, 4107-13.
 Lobigs and Lee, 2004, *J Virol* 78: 178-186.
 Lindenbach et al., 2001, 2001, *Flaviviridae: the viruses and their replication* Knipe et al., (Eds. 4th Ed. Fields Virology, Vol. 1, Lippincott Williams and Wilkins, Philadelphia., pp. 991-1041(2 vols)).
 Lorenz, I. C. et al., 2002 *J Virol* 76, 5480-91.
 Mason, P. W. et al., 1991, *Virology* 180, 294-305.
 Minke, J. M. et al., 2004, *Arch Virol Suppl*, 221-30.
 Mishin, V. P. et al., 2001 *Virus Research* 81, 113-123.
 Monath, T. P. 1991, *Am J Trop Med Hyg* 45, 1-43.
 Monath, T. P. et al., 2002 *Vaccine* 20, 1004-18.
 Petrakova, O. et al., 2005 *J Virol* 79, 7597-608.
 Phillipotts, R. J. et al., 1996 *Arch Virol* 141, 743-9.
 Pincus, S., et al., 1992 *Virology* 187, 290-7.
 Pletnev et al., 2002, *Proc. National Academy of Sciences USA* 99, 3036-3041.
 Pugachev, K. V. et al., 2004 *J Virol* 78, 1032-8.
 Pugachev, K. V., et al., 1995 *Virology* 212, 587-94.
 Qiao, M. e. al., 2004 *J Infect Dis* 190, 2104-8.
 Rossi, S. L. et al., 2005, *Virology* 331, 457-70.
 Schalich et al., 1996, *Virology*, 70: 4549-4557.
 Schmaljohn, C. et al., 1997, *J Virol* 71, 9563-9.
 Scholle, F. et al., 2004, *J Virol* 78, 11605-14.
 Volkova, E. et al., 2006, *Virology* 344, 315-27.
 Xiao, S. Y. et al., 2001, *Emerging Infectious Diseases Jul. Aug.* 7, 714-721.
 Yamshchikov, V. F., and Compans, R. W., 1994), *J Virol* 68, 5765-71.
 Yamshchikov et al., 1997, *J Virol*, 71: 4364-4371.
 Zuker, 2003, *Nucleic Acid Res* 31: 3406-3415.

Any patents or publications mentioned in this specification are indicative of the levels of those skilled in the art to which the invention pertains. Further, these patents and publications are incorporated by reference herein to the same extent as if each individual publication was specifically and individually indicated to be incorporated by reference.

SEQUENCE LISTING

```
<160> NUMBER OF SEQ ID NOS: 42
<210> SEQ ID NO 1
<211> LENGTH: 423
<212> TYPE: DNA
<213> ORGANISM: artificial sequence
<220> FEATURE:
<223> OTHER INFORMATION: synthetic polynucleotide
<400> SEQUENCE: 1
```

-continued

```

atgagcggcc ggaaggtca gggcaagacc ctgggcgtga acatggtgag ggcggcgtg   60
cgcagcctct ccaacaagat caagcagaag accaagcaga tcggcaacag acccggaccg   120
agccggggcg tccaggggtt catcttcttc ttctgttca acatcctcac aggtaagaag   180
atcacggctc acctgaagag gctctggaag atgctggacc ctgccaggg gctcgcggtg   240
ctcagaaagg tgaagcgggt cgtcgctcc ctgatgcgcg gctgtcctc tcgcaagagg   300
cgctcccacg atgtgctcac cgtccaattc ctcattctgg gaatgctgct gatgactggc   360
ggcgtgacct tggtgcgcaa gaaccgctgg ctgctgctga atgtgaccag tgaggacctc   420
ggg                                               423

```

```

<210> SEQ ID NO 2
<211> LENGTH: 11
<212> TYPE: RNA
<213> ORGANISM: artificial sequence
<220> FEATURE:
<223> OTHER INFORMATION: synthetic polynucleotide

```

```

<400> SEQUENCE: 2

```

```

gucaauaugc u                                               11

```

```

<210> SEQ ID NO 3
<211> LENGTH: 11
<212> TYPE: RNA
<213> ORGANISM: artificial sequence
<220> FEATURE:
<223> OTHER INFORMATION: synthetic polynucleotide

```

```

<400> SEQUENCE: 3

```

```

gugaacaugu u                                               11

```

```

<210> SEQ ID NO 4
<211> LENGTH: 8
<212> TYPE: PRT
<213> ORGANISM: artificial sequence
<220> FEATURE:
<223> OTHER INFORMATION: synthetic peptide

```

```

<400> SEQUENCE: 4

```

```

Ser Val Gly Ala Val Thr Leu Ser
1           5

```

```

<210> SEQ ID NO 5
<211> LENGTH: 8
<212> TYPE: PRT
<213> ORGANISM: artificial sequence
<220> FEATURE:
<223> OTHER INFORMATION: synthetic peptide

```

```

<400> SEQUENCE: 5

```

```

Gln Lys Lys Arg Gly Gly Lys Thr
1           5

```

```

<210> SEQ ID NO 6
<211> LENGTH: 14295
<212> TYPE: DNA
<213> ORGANISM: artificial sequence
<220> FEATURE:
<223> OTHER INFORMATION: synthetic polynucleotide

```

```

<400> SEQUENCE: 6

```

```

gagtaaatcc tgtgtgctaa ttgaggtgca ttggtctgca aatcgagttg ctaggcaata   60

```

-continued

aacacatttg gattaathtt aatcgttcgt tgagcgatta gcagagaact gaccagaaca	120
tgtctggtcg taaagctcag ggaaaaaccc tgggcgtcaa tatggtacga cgaggagttc	180
gctccttgte aaacaccatg gtgagcaagg gcgaggagct gttcaccggg gtggtgceca	240
tcttggtcga gctggacggc gacgtaaacg gccacaagtt cagcgtgtcc ggcgagggcg	300
agggcgatgc cacctacggc aagctgaccc tgaagtcat ctgcaccacc ggcaagctgc	360
ccgtgcctg gccaccctc gtgaccacc tgacctacgg cgtgcagtgc ttcagcctg	420
accccgacca catgaagcag cactgacttct tcaagtccgc catgcccga ggctacgtcc	480
aggagcgac catcttcttc aaggacgacg gcaactaaa gaccgcgcc gaggtgaagt	540
tcgagggcga caccctggg aaccgcatcg agctgaaggg catcgacttc aaggaggacg	600
gcaacatcct ggggcacaag ctggagtaca actacaacag ccacaacgtc tatatcatgg	660
ccgacaagca gaagaacggc atcaaggtga acttcaagat ccgccacaac atcgaggacg	720
gcagcgtgca gctcgccgac cactaccagc agaacacccc catcgccgac ggccccgtgc	780
tgctgcccga caaccctac ctgagcacc agtccgcct gagcaaagac cccaacgaga	840
agcgcgatca catggtcctg ctggagttcg tgaccgcgc cgggatcact ctggcatgg	900
acgagctgta caagcttggg ttgtcctcaa ggaaacgcg tcccatgat gttctgactg	960
tgcaattcct aatthtggga atgctgttga tgacgggtgg agtgacctg gtgcgaaaa	1020
acagatggtt gtcctaaat gtgacatctg aggacctcg gaaaaattc tctgtgggca	1080
caggcaactg cacaacaaac atthtgggag ccaagtactg gtgccagac tcaatggaat	1140
acaactgtcc caatctcagt ccaagagagg agccagatga cattgattgc tggtgctatg	1200
gggtgaaaa cgttagatgc gcatatgta agtgtgactc agcaggcagg tctaggaggt	1260
caagaagggc cattgacttg cctacgatg aaaacctgg thtgaagacc cggcaagaaa	1320
aatggatgac tggagaatg ggtgaaaggc aactcaaaa gattgagaga tggttcgtga	1380
ggaaccctt thtgcagtg acggtctga ccattgccta ccttgtggga agcaacatga	1440
cgcaacgagt cgtgattgcc ctactggtct tggtgttg tccggcctac tcagctcact	1500
gcattggaat tactgacagg gatttcattg agggggtgca tggaggaact tgggtttcag	1560
ctaccctgga gcaagacaag tgtgtcactg ttatggcccc tgacaagcct tcattggaca	1620
tctcactaga gacagtagcc attgatagac ctgctgaggt gaggaaagtg tgttacaatg	1680
cagttctcac tcatgtgaag attaatgaca agtgccccag cactggagag gccacctag	1740
ctgaagagaa cgaaggggac aatgcgtgca agcgcactta thctgataga ggctggggca	1800
atggctgtgg cctatthtgg aaaggggaca ttgtggcatg cgccaaattc acttgtgcca	1860
aatccatgag thtgtttgag gttgatcaga ccaaaattca gtatgtcadc agagcacaat	1920
tgcatgtagg ggccaagcag gaaaattgga ataccgacat taagactctc aagthttagt	1980
ccctgtcagg ctcccaggaa gtcgagttca thgggtatgg aaaagctaca ctggaatgcc	2040
aggtgcaaac tgcggtggac thtggtaaca gttacatcgc tgagatggaa acagagagct	2100
ggatagtgga cagacagtgg gccaggact tgaccctgcc atggcagagt ggaagtggcg	2160
gggtgtggag agagatgcat catctgtcgt aatthtgaacc tccgatgcc gccactatca	2220
gagtagctggc cctgggaaaac caggaaggct cctgaaaac agctcttact ggcgcaatga	2280
gggttacaaa ggacacaaat gacaacaacc thtcaaaact acatgggtgga catgthtctt	2340
gcagagtgaa atthtgcagct thgacactca aggggacatc ctacaaaata tgcactgaca	2400
aatgthttht thtcaagaac ccaactgaca ctggccatgg cactgtgtg atgcaggtga	2460

-continued

aagtgcaaaa	aggagcccc	tcaggattc	cagtgatagt	agctgatgat	cttacagcgg	2520
caatcaataa	aggcattttg	gttacagtta	accccatcgc	ctcaaccaat	gatgatgaag	2580
tgctgattga	ggtgaaccca	ccttttgag	acagctacat	tatcgttggg	agaggagatt	2640
cacgtctcac	ttaccagtgg	cacaaagagg	gaagctcaat	aggaaagttg	ttcactcaga	2700
ccatgaaagg	cgtggaacgc	ctggcogtca	tgggagacac	cgctgggat	ttcagctccg	2760
ctggagggtt	cttcacttcg	gttgggaaa	gaattcatac	ggtgtttggc	tctgcctttc	2820
aggggtatt	tggcgcttg	aactggataa	caaaggteat	catggggcg	gtacttatat	2880
gggttggcat	caacacaaga	aacatgacaa	tgtccatgag	catgatcttg	gtaggagtga	2940
tcatgatggt	ttgtctcta	ggagtgggg	cggatcaagg	atcgcctac	aactttggca	3000
agagagagct	caagtgcgga	gatggtatct	tcatatttag	agactctgat	gactggctga	3060
acaagtactc	atactatcca	gaagatcctg	tgaagcttgc	atcaatagtg	aaagcctctt	3120
ttgaagaagg	gaagtgtggc	ctaaattcag	ttgactcctt	tgagcatgag	atgtggagaa	3180
gcagggcaga	tgagatcaat	gccatttttg	aggaaaacga	ggtggacatt	tctgttctcg	3240
tgcaggatcc	aaagaatggt	taccagagag	gaactcatcc	atcttccaga	attcgggatg	3300
gtctgcagta	tggttggaag	acttgggta	agaaccttgt	gttctcccca	gggaggaaga	3360
atggaagctt	catcatagat	ggaaagtcca	ggaaagaatg	cccgttttca	aaccgggtct	3420
ggaattcttt	ccagatagag	gagtttggga	cgggagtgtt	caccacacgc	gtgtacatgg	3480
acgcagtctt	tgaatacacc	atagactcgc	atggatctat	cttgggtgca	gcggtgaacg	3540
gaaaaaagag	tgcccatggc	tctccaacat	tttggatggg	aagtcatgaa	gtaaatggga	3600
catggatgat	ccacaccttg	gaggcattag	attacaagga	gtgtgagtgg	ccactgacac	3660
atacgattgg	aacatcagtt	gaagagagtg	aaatgttcat	gccgagatca	atcggaggcc	3720
cagttagctc	tcacaatcat	atccctggat	acaaggttca	gacgaacgga	ccttggatgc	3780
aggtaccact	agaagtgaag	agagaagctt	gcccaggac	tagcgtgatc	attgatggca	3840
actgtgatgg	acggggaaaa	tcaaccagat	ccaccacgga	tagcgggaaa	gttattcctg	3900
aatgggtgtg	ccgctcctgc	acaatgccgc	ctgtgagctt	ccatggtagt	gatgggtgtt	3960
ggtatcccat	ggaaattagg	ccaaggaaaa	cgcatgaaag	ccatctggtg	cgctcctggg	4020
ttacagctgg	agaaatacat	gctgtccctt	ttggtttggt	gagcatgatg	atagcaatgg	4080
aagtggtcct	aaggaaaaga	cagggaccaa	agcaaatggt	ggttggagga	gtagtgtctt	4140
tgggagcaat	gctggtcggg	caagtaactc	tccttgattt	gctgaaactc	acagtggctg	4200
tgggattgca	ttccatgag	atgaacaatg	gaggagacgc	catgtatatg	gcgttgattg	4260
ctgccttttc	aatcagacca	gggctgctca	tcggctttgg	gctcaggacc	ctatggagcc	4320
ctcgggaacg	ccttgtgctg	accctaggag	cagccatggt	ggagattgcc	ttgggtggcg	4380
tgatgggctg	cctgtggaag	tatctaaatg	cagtttctct	ctgcatcctg	acaataaatg	4440
ctgttgcttc	taggaaagca	tcaaatacca	tcttgccctt	catggctctg	ttgacacctg	4500
tcactatggc	tgaggtgaga	cttgccgcaa	tgttcttttg	tgcctggtt	atcatagggg	4560
tccttcacca	gaatttcaag	gacacctcca	tgcagaagac	tatacctctg	gtggccctca	4620
cactcacatc	ttacctgggc	ttgacacaac	cttttttggg	cctgtgtgca	tttctggcaa	4680
cccgcattat	tgggcgaagg	agtatcccag	tgaatgaggc	actcgcagca	gctggtctag	4740
tgggagtgtc	ggcaggactg	gcttttcagg	agatggagaa	cttccctggt	ccgattgcag	4800

-continued

ttggaggact	cctgatgatg	ctggtagcgc	tggctgggag	ggtggatggg	ctagagctca	4860
agaagcttgg	tgaagtttca	tgggaagagc	aggcggagat	cagcgggagc	tccgcccgc	4920
atgatgtggc	actcagtcaa	caaggggagc	tcaagctgct	ttctgaagag	aaagtgccat	4980
gggaccaggt	tgtgatgacc	tcgctggcct	tggttggggc	tgcctccat	ccatttgctc	5040
ttctgctggt	ccttgcctgg	tggctgttcc	atgtcagggc	agctaggaga	agtggggatg	5100
tcttgtggga	tattcccact	cctaagatca	tcgaggaatg	tgaacatctg	gaggatggga	5160
tttatggcat	attccagtca	accttcttgg	gggcctccca	gcgaggagtg	ggagtggcac	5220
agggaggggt	gttccacaca	atgtggcatg	tcacaagagg	agctttcctt	gtcaggaatg	5280
gcaagaagtt	gattccatct	tgggcttcag	taaaggaaga	ccttgtcgc	tatggtggct	5340
catggaagtt	ggaaggcaga	tgggatggag	aggaagaggt	ccagttgatc	gcggctgttc	5400
caggaaagaa	cgtggtaaac	gtccagacaa	aaccgagcct	gttcaaagtg	aggaatgggg	5460
gagaaatcgg	ggctgtcgct	cttgactatc	cgagtggcac	ttcaggatct	cctattgtta	5520
acaggaacgg	agaggtgatt	gggctgtacg	gcaatggcat	ccttgtcggc	gacaactcct	5580
tcgtgtccgc	catatcccag	actgaggtga	aggaagaagg	aaaggaggag	ctccaagaga	5640
tcccgacaat	gctaaagaaa	ggaatgacaa	ctgtccttga	ttttcatcct	ggagctggga	5700
agacaagacg	tttctccca	cagatcttgg	ccgagtgcgc	acggagacgc	ttgcgcactc	5760
ttgtgttggc	ccccaccagg	gttgttcttt	ctgaaatgaa	ggaggctttt	cacggcctgg	5820
acgtgaaatt	ccacacacag	gctttttccg	ctcacggcag	cgggagagaa	gtcattgatg	5880
ccatgtgcc	tgccacccta	acttacagga	tgttgaacc	aactagggtt	gttaactggg	5940
aagtgatcat	tatggatgaa	gcccattttt	tggatccagc	tagcatagcc	gctagagggt	6000
gggcagcgca	cagagctagg	gcaaatgaaa	gtgcaacaat	cttgatgaca	gccacaccgc	6060
ctgggactag	tgatgaattt	ccacattcaa	atggtgaaat	agaagatggt	caaacggaca	6120
taccagtg	gcccctggaac	acagggcatg	actggatcct	agctgacaaa	aggcccacgg	6180
catggttct	tccatccatc	agagctgcaa	atgtcatggc	tgcctctttg	cgtaaggctg	6240
gaaagagtgt	ggtggtcctg	aacaggaaaa	cctttgagag	agaatacccc	acgataaagc	6300
agaagaaacc	tgactttata	ttggccactg	acatagctga	aatgggagcc	aacctttgcg	6360
tggagcgagt	gctggattgc	aggacggcct	ttaagcctgt	gcttgtggat	gaagggagga	6420
aggtggcaat	aaaagggcca	cttcgtatct	ccgcatcctc	tgctgctcaa	aggagggggc	6480
gcattgggag	aaatcccac	agagatggag	actcactacta	ctattctgag	cctacaagtg	6540
aaaaataatgc	ccaccacgct	tgctggttgg	aggcctcaat	gctcttggac	aacatggagg	6600
tgaggggtgg	aatggtcgcc	ccactctatg	gcgttgaagg	aactaaaaca	ccagtttccc	6660
ctggtgaaat	gagactgagg	gatgaccaga	ggaaagtctt	cagagaacta	gtgaggaaat	6720
gtgacctgcc	cgtttggcct	tcgtggcaag	tggccaaggc	tggtttgaag	acgaatgatc	6780
gtaagtgggt	ttttgaaggc	cctgaggaac	atgagatctt	gaatgacagc	ggtgaaacag	6840
tgaagtgcag	ggctcctgga	ggagcaaaaga	agcctctgcg	cccaggtgg	tgtgatgaaa	6900
gggtgtcatc	tgaccagagt	gcgctgtctg	aatttattaa	gtttgctgaa	ggtaggaggg	6960
gagctgctga	agtgctagtt	gtgctgagtg	aactccctga	tttctggct	aaaaaagggt	7020
gagaggaat	ggataaccatc	agtgtgttcc	tccactctga	ggaaggetct	aggccttacc	7080
gcaatgcact	atcaatgatg	cctgaggcaa	tgacaatagt	catgctgttt	atactggctg	7140
gactactgac	atcgggaatg	gtcatctttt	tcatgtctcc	caaaggcatc	agtagaatgt	7200

-continued

ctatggcgat	gggcacaatg	gccggctgtg	gatatctcat	gttccttga	ggcgtcaaac	7260
ccactcacat	ctcctatgtc	atgctcatat	tctttgtcct	gatggtggtt	gtgatccccg	7320
agccagggca	acaaagggtc	atccaagaca	accaagtggc	atacctcatt	attggcatcc	7380
tgacgctggt	ttcagcggtg	gcagccaacg	agctaggcat	gctggagaaa	accaaagagg	7440
acctctttgg	gaagaagaac	ttaattccat	ctagtgtctc	acctggagt	tggccggatc	7500
ttgacctgaa	gccaggagct	gcctggacag	tgtacgttgg	cattgttaca	atgctctctc	7560
caatgttgca	ccactggatc	aaagtogaat	atggcaacct	gtctctgtct	ggaatagccc	7620
agtcagcctc	agtcctttct	ttcatggaca	aggggatacc	attcatgaag	atgaatatct	7680
cggtcataat	gctgctggtc	agtggctgga	attcaataac	agtgatgcct	ctgctctgtg	7740
gcatagggtg	cgccatgctc	cactggctctc	tcattttacc	tggaatcaaa	gcccagcagt	7800
caaagcttgc	acagagaagg	gtgttccatg	gcgttgccga	gaaccctgtg	gttgatggga	7860
atccaacagt	tgacattgag	gaagctcctg	aaatgcctgc	cctttatgag	aagaaactgg	7920
ctctatatct	ccttctgtct	ctcagcctag	cttctgttgc	catgtgcaga	acgccctttt	7980
cattggctga	aggcattgtc	ctagcatcag	ctgccttagg	gccgctcata	gagggaaaca	8040
ccagccttct	ttggaatgga	cccatggctg	tctccatgac	aggagtcatg	agggggaatc	8100
actatgcttt	tgtgggagtc	atgtacaatc	tatggaagat	gaaaactgga	cgccggggga	8160
gcgcaaatgg	aaaaactttg	ggtgaagtct	ggaagagggg	actgaatctg	ttggacaagc	8220
gacagtttga	gttgtataaa	aggaccgaca	ttgtggaggt	ggatcgtgat	acggcacgca	8280
ggcatttggc	cgaaggggaag	gtggacaccg	gggtggcggg	ctccaggggg	accgcaaagt	8340
taaggtggtt	ccatgagcgt	ggctatgtca	agctggaagg	tagggtgatt	gacctggggg	8400
gtggccgctg	aggctggtgt	tactacgctg	ctgcgcaaaa	ggaagtgagt	ggggtcaaag	8460
gatttactct	tggaagagac	ggccatgaga	aaccatgaa	tgtgcaaagt	ctgggatgga	8520
acatcatcac	cttcaaggac	aaaactgata	tccaccgctc	agaaccagtg	aatgtgaca	8580
cccttttgtg	tgacattgga	gagtcatcat	cgatcatcgg	cacagagggg	gaaaggaccg	8640
tgagagtctt	tgatactgta	gaaaaatggc	tggcttgtgg	ggttgacaac	ttctgtgtga	8700
agggtttagc	tccatacatg	ccagatgttc	ttgagaaact	ggaattgtctc	caaaggaggt	8760
ttggcggaac	agtgatcagg	aacctctctc	ccaggaattc	cactcatgaa	atgtactacg	8820
tgtctggagc	ccgcagcaat	gtcacattta	ctgtgaacca	aacatcccgc	ctcctgatga	8880
ggagaatgag	gcgtccaact	ggaaaagtga	ccctggaggc	tgacgtcatc	ctcccaattg	8940
ggacacgcag	tgttgagaca	gacaagggac	ccctggacaa	agaggccata	gaagaaaggg	9000
ttgagaggat	aaaatctgag	tacatgacct	cttggtttta	tgacaatgac	aaccctaca	9060
ggacctggca	ctactgtggc	tcctatgtca	caaaaacctc	aggaagtgcg	gcgagcatgg	9120
taaaatggtg	tattaaat	ctgacataatc	catgggacag	gatagaggag	gtcacaagaa	9180
tggcaatgac	tgacacaacc	ccttttggac	agcaaagagt	gtttaaagaa	aaagttgaca	9240
ccagagcaaa	ggatccacca	gcgggaacta	ggaagatcat	gaaagttgtc	aacaggtggc	9300
tgttccgccca	cctggccaga	gaaaagaacc	ccagactgtg	cacaaaggaa	gaatattattg	9360
caaaagtccg	aagtcatgca	gccattggag	cttacctgga	agaacaagaa	cagtggaaga	9420
ctgccaatga	ggctgtccaa	gacccaaagt	tctgggaact	ggtggatgaa	gaaaggaagc	9480
tgcaccaaca	aggcaggtgt	cggacttgtg	tgtacaacat	gatggggaaa	agagagaaga	9540

-continued

```

agctgtcaga gtttgggaaa gcaaagggaa gccgtgccat atggtatatg tggctgggag 9600
cgcggtatct tgagtttgag gccctgggat tctgaaatga ggaccattgg gcttccaggg 9660
aaaactcagg aggaggagtg gaaggcattg gcttacaata cctaggatat gtgatcagag 9720
acctggctgc aatggatggt ggtggattct acgcggatga caccgctgga tgggacacgc 9780
gcatcacaga ggcagacctt gatgatgaac aggagatctt gaactacatg agcccacatc 9840
acaaaaaact ggcacaagca gtgatggaaa tgacatacaa gaacaaagtg gtgaaagtgt 9900
tgagaccagc cccaggaggg aaagcctaca tggatgtcat aagtcgacga gaccagagag 9960
gatccgggca ggtagtgact tatgtcttga acaccatcac caacttghaa gtccaattga 10020
tcagaatggc agaagcagag atggtgatgc atcaccaaca tgttcaagat tgtgatgaat 10080
cagttctgac caggctggag gcatggctca ctgagcacgg atgtgacaga ctgaagagga 10140
tggcgggtgag tggagacgac tgtgtggtcc ggcccatcga tgacaggttc ggctggccc 10200
tgtcccactc caacgccatg tccaaggtta gaaaggacat atctgaatgg cagccatcaa 10260
aagggtggaa tgattgggag aatgtgcctt tctgttccca cacttccat gaactacagc 10320
tgaaggatgg caggaggatt gtggtgcctt gccgagaaca ggacgagctc attgggagag 10380
gaagggtgtc tccagaaaac ggctggatga tcaaggaaac agcttgcctc agcaaacct 10440
atgccaacat gtggtcactg atgtattttc acaaaagggg catgaggcta ctgtcattgg 10500
ctgtttcctc agctgttccc acctcatggg ttccacaagg acgcacaaca tggctgattc 10560
atgggaaag ggagtggatg accacggaag acatgcttga ggtgtggaac agagtatgga 10620
taaccaacaa cccacacatg caggacaaga caatggtgaa aaaatggaga gatgtccctt 10680
atctaaccaa gagacaagac aagctgtgcg gatcactgat tggaatgacc aatagggcc 10740
cctgggcctc ccacatccat ttagtcatcc atcgtatccg aacgctgatt ggacaggaga 10800
aatacactga ctacctaaac gtcattggaca ggtattctgt ggatgctgac ctgcaactgg 10860
gtgagcttat ctgaaacacc atctaacagg aataaccggg atacaaacca cgggtggaga 10920
accggactcc ccacaacctg aaaccgggat ataaaccag gctggagaac cggactccgc 10980
acttaaatg aaacagaaac cgggataaaa actacggatg gagaaccgga ctccacacat 11040
tgagacagaa gaagtgtgca gcccagaacc ccacacgagt tttgccactg ctaagctgtg 11100
aggcagtgca ggctgggaca gccgacctcc aggttgcgaa aaacctggtt tctgggacct 11160
cccacccag agtaaaaaga acggagcctc cgctaccacc ctcccactg gtggtagaaa 11220
gacgggtct agaggttaga ggagaccctc cagggaaaca atagtgggac catattgacg 11280
ccagggaaag accggagtgg ttctctgctt ttctccaga ggtctgtgag cacagtttgc 11340
tcaagaataa gcagacctt ggatgacaaa cacaaaacca ctgggtcggc atggcatctc 11400
cacctcctcg cggtcggacc tgggcatccg aaggaggacg cacgtccact cggatggcta 11460
agggagagcc acgagctcct cgacagatca taatcagcca taccacattt gtagaggttt 11520
tacttgcttt aaaaaacctc ccacacctcc cctgaaacct gaaacataaa atgaatgcaa 11580
ttgtgtgtg taacttgttt attgcagctt ataatggtta caaataaagc aatagcatca 11640
caaatctcac aaataagca tttttctcac tgcattctag ttgtggttg tccaaactca 11700
tcaagatctc gagcaagacg tttcccgttg aatatggctc ataacacccc ttgtattact 11760
gtttatgtaa gcagacagtt ttattgttca tgatgatata tttttatctt gtgcaatgta 11820
acatcagaga ttttgagaca caacgtggct ttgttgaata aatcgaactt ttgctgagtt 11880
gaaggatcag atcacgcac tccccgacaa cgcagaccgt tccgtggcaa agcaaaagtt 11940

```

-continued

caaaatcacc aactggtcca cctacaacaa agctctcacc aaccgtggct ceetcacttt 12000
ctggctggat gatggggcga ttcaggcctg gtatgagtea gcaaacactt cttcacgagg 12060
cagacctcag cgtagcggga gtgtatactg gcttactatg ttggcactga tgaggggtgc 12120
agtgaagtgc ttcattgtgc aggagaaaaa aggctgcacc ggtgcgtcag cagaatatgt 12180
gatacaggat atattccgct tcctcgtca ctgactcgt acgctcggtc gttcactgc 12240
ggcgagcggga aatggcttac gaacggggcg gagatttctt ggaagatgcc aggaagatac 12300
ttaacagggga agtgagaggg ccgcgcaaaa gccgtttttc cataggetcc gccccctga 12360
caagcatcac gaaatctgac gctcaaatca gtggtggcga aaccgcacag gactataaag 12420
ataccaggcg tttccccctg cggtccctc gtgcgctctc ctgttctctc ctttcggttt 12480
accggtgtea ttcctcgtgt atggcgcgt ttgtctcatt ccacgctga cactcagttc 12540
cgggtaggca gttcgtcca agctggactg tatgcacgaa ccccccttc agtccgaccg 12600
ctgcgcctta tccgtaact atcgtcttga gtccaaccg gaaagacatg caaaagcacc 12660
actggcagca gccactggta attgatttag aggagttagt cttgaagtca tgcgcccgtt 12720
aaggctaaac tgaaaggaca agttttggtg actgcgctcc tccaagccag ttaoctcgg 12780
tcaaagagtt gtagctcag agaactctc aaaaaccgcc ctgcaaggcg gttttttcgt 12840
tttcagagca agagattacg cgcagaccaa aacgatctca agaagatcat cttattaagg 12900
ggtctgacgc tcagtggaa gaaaactcac gtttaaggat tttggtcatg agattatcaa 12960
aaaggatcct cacctagatc cttttaaatt aaaaatgaag ttttaaatca atctaaagta 13020
tatatgagta aacttggtct gacagttacc aatgcttaat cagtgaggca cctatctcag 13080
cgatctgtct atttcgttca tccatagttg cctgactccc cgtcgtgtag ataactacga 13140
tacgggaggg cttaccatct ggccccagtg ctgcaatgat accgcgagac ccacgctcac 13200
cggctccaga tttatcagca ataaaccagc cagccggaag ggcgagcgc agaagtggtc 13260
ctgcaacttt atccgcctcc atccagtcta ttaattgttg ccgggaagct agagtaagta 13320
gttcgccagt taatagtttg cgcaacgttg ttgccattgc tgcaggcatc gtgggtgcac 13380
gctcgtcgtt tggatggct tcattcagct ccggttccca acgatcaagg cgagttacat 13440
gatccccat gttgtgcaaa aaagcggta gctccttcgg tcctccgatc gttgtcagaa 13500
gtaagtggc cgcagtgtta tcaactcag ttatggcagc actgcataat tctcttactg 13560
tcatgccate cgtaagatgc ttttctgtga ctgggtgagta ctcaaccaag tcattctgag 13620
aatagtgtat gcggcgaccg agttgctctt gcccgcgctc aacacgggat aataccgcgc 13680
cacatagcag aactttaaaa gtgctcatca ttgaaaaacg ttcttcgggg cgaaaaactc 13740
caaggatcct accgctgttg agatccagtt cgatgtaacc cactcgtgca cccaactgat 13800
cttcagcatc ttttactttc accagcgttt ctgggtgagc aaaaacagga aggcataatg 13860
ccgcaaaaaa gggaataaagg gcgacacgga aatgttgaat actcatactc ttcctttttc 13920
aatattattg aagcatttat cagggttatt gtctcatgag cggatacata tttgaatgta 13980
tttagaaaaa taaacaataa ggggttccgc gcacatttcc ccgaaaagtg ccacctgacg 14040
tgtcagcgcg gccgctagcg atgacctgc tgattggttc gctgaccatt tccgggtgcg 14100
ggacggcgtt accagaaact cagaaggttc gtccaaccaa accgactctg acggcagttt 14160
acgagagaga tgatagggtc tgcttcagta agccagatgc tacacaatta ggcttgatac 14220
tattgctggt agaaccggcg tacaattaat acataacctt atgtatcata cacatacgat 14280

-continued

```

ttaggtgaca ctata 14295

<210> SEQ ID NO 7
<211> LENGTH: 10863
<212> TYPE: DNA
<213> ORGANISM: artificial sequence
<220> FEATURE:
<223> OTHER INFORMATION: synthetic polynucleotide

<400> SEQUENCE: 7

gatgggcggc gcatgagaga agcccagacc aattacctac ccaaaatgga gaaagttcac 60
gttgacatcg aggaagacag cccattcctc agagctttgc agcggagctt cccgcagttt 120
gaggtagaag ccaagcaggt cactgataat gaccatgcta atgccagagc gttttcgcac 180
ctggcttcaa aactgatcga aacggaggtg gaccatccg acacgatcct tgacattgga 240
agtgcgcccc cccgcagaat gtattctaag cacaagtatc attgtatctg tccgatgaga 300
tgtgcggaag atccggacag attgtataag tatgcaacta agctgaagaa aaactgtaag 360
gaaataactg ataaggaatt ggacaagaaa atgaaggagc tggccgccgt catgagcgac 420
cctgacctgg aaactgagac tatgtgcctc cacgacgacg agtcgtgtcg ctacgaaggg 480
caagtcgctg tttaccagga tgtatcacg gttgacggac cgacaagtct ctatcaccaa 540
gccataaagg gagttagagt cgcctactgg ataggctttg acaccacccc ttttatgttt 600
aagaacttgg ctggagcata tccatcatc tctaccaact gggccgacga aaccgtgtta 660
acggctcgta acataggcct atgcagctct gacgttatgg agcggtcacg tagagggatg 720
tccattctta gaaagaagta tttgaaacca tccaacaatg ttctattctc tgttggtctg 780
accatctacc acgagaagag ggacttactg aggagctggc acctgccgtc tgtatttcac 840
ttacgtggca agcaaaatta cacatgtcgg tgtgagacta tagttagtgg cgaagggtac 900
gtcgttaaaa gaatagctat cagtcacggc ctgtatggga agccttcagg ctatgctgct 960
acgatgcacc gcgagggatt cttgtgctgc aaagtgcag acacattgaa cggggagagg 1020
gtctcttttc ccgtgtgcac gtatgtgcca gctacattgt gtgacaaat gactggcata 1080
ctggcaacag atgtcagtgc ggacgacgcg caaaaactgc tggttgggct caaccagcgt 1140
atagtcgtca acggtcgcac ccagagaaac accaatacca tgaaaaatta ccttttgccc 1200
gtagtggccc aggcatttgc taggtgggca aaggaatata aggaagatca agaagatgaa 1260
aggccactag gactacgaga tagacagtta gtcacggggt gttgttgggc ttttagaagg 1320
cacaagataa catctattta taagcggccg gatacccaaa ccatcatcaa agtgaacagc 1380
gatttccact cattcgtgct gccaggata ggcagtaaca cattggagat cgggctgaga 1440
acaagaatca ggaaaatgtt agaggagcac aaggagccgt cacctctcat tacgccgag 1500
gacgtacaag aagctaagtg cgcagccgat gaggctaagg aggtgcgtga agccgaggag 1560
ttgcgcgca cctaccacc tttggcagct gatgttgagg agcccactct ggaagccgat 1620
gtcgacttga tgttacaaga ggctggggcc ggctcagtgg agacacctcg tggcttgata 1680
aaggttacca gctacgatgg cgaggacaag atcggctctt acgctgtgct ttctccgag 1740
gctgtactca agagtgaaaa attatcttgc atccaccctc tcgctgaaca agtcatagtg 1800
ataacacact ctggccgaaa agggcggtat gccgtggaac cataccatgg taaagtagtg 1860
gtgccagagg gacatgcaat acccgccag gactttcaag ctctgagtga aagtgccacc 1920
attgtgtaca acgaacgtga gttcgtaaac aggtacctgc accatattgc cacacatgga 1980
ggagcgtgta aactgatga agaattatc aaaactgtca agcccagcga gcacgacggc 2040

```

-continued

gaatacctgt acgacatcga caggaaacag tgcgtcaaga aagaactagt cactgggcta	2100
gggctcacag gcgagctggt ggatcctccc ttccatgaat tcgcctacga gagtctgaga	2160
acacgaccag ccgctcctta ccaagtacca accatagggg tgtatggcgt gccaggatca	2220
ggcaagtctg gcatcattaa aagcgcagtc accaaaaaag atctagtggg gagcgccaag	2280
aaagaaaact gtgcagaaat tataagggac gtcaagaaaa tgaaggggct ggacgtcaat	2340
gccagaactg tggactcagt gctcttgaat ggatgcaaac acccctaga gaccctgtat	2400
attgacgaag cttttgcttg tcatgcaggt actctcagag cgctcatagc cattataaga	2460
cctaaaaagg cagtgcctcg cggggatccc aaacagtgcg gtttttttaa catgatgtgc	2520
ctgaaagtgc attttaacca cgagatttgc acacaagtct tccacaaaag catctctcgc	2580
cgttgacta aatctgtgac ttcggtcgtc tcaaccttgt tttacgacaa aaaaatgaga	2640
acgacgaatc cgaagagac taagattgtg attgacacta ccggcagtac caaacctaag	2700
caggacgatc tcattctcac ttgtttcaga ggggtgggtga agcagttgca aatagattac	2760
aaaggcaacg aaataatgac ggcagctgcc tctcaagggc tgaccgtaa aggtgtgtat	2820
gccgttcggt acaaggtgaa tgaaaatcct ctgtacgcac ccacctcaga acatgtgaac	2880
gtcctactga ccgcgacgga ggaccgcac gtgtggaaaa cactagccgg cgaccatgg	2940
ataaaaaac tgactgcca gtacctggg aatttcactg ccacgataga ggagtggcaa	3000
gcagagcatg atgccatcat gaggcacatc ttggagagac cggaccctac cgacgtcttc	3060
cagaataaag caaacgtgtg ttgggccaag gctttagtgc cggtgctgaa gaccgctggc	3120
atagacatga ccaactgaaca atggaacact gtggattatt ttgaaacgga caaagctcac	3180
tcagcagaga tagtattgaa ccaactatgc gtgaggttct ttggactcga tctggactcc	3240
ggtctatttt ctgcaccac tgttccgta tccattagga ataactcctg ggataactcc	3300
ccgtgccta acatgtacgg gctgaataaa gaagtgttcc gtcagctctc tcgcaggtac	3360
ccacaactgc ctccggcagt tgccactgga agagtctatg acatgaacac tggtaactg	3420
cgcaattatg atccgcgcat aaacctagta cctgtaacaa gaagactgcc tcatgcttta	3480
gtcctccacc ataatagaaca cccacagagt gacttttctt cattcgtcag caaattgaag	3540
ggcagaactg tcctggtggt cggggaaaag ttgtccgtcc caggcaaaat ggttgactgg	3600
ttgtcagacc ggctgaggc taccttcaga gctcggctgg atttaggcat cccagtgat	3660
gtgccaaaat atgacataat atttgtaat gtgaggacc catataaata ccatcactat	3720
cagcagtggt aagaccatgc cattaagctt agcatgttga ccaagaaagc ttgtctgcat	3780
ctgaatcccc gcggaacctg tgtcagcata ggttatggtt acgctgacag gccacgcgaa	3840
agcatcattg gtgctatagc gcggcagttc aagttttccc gggatgcaa accgaaatcc	3900
tcacttgaag agacggaagt tctgtttgta ttcattgggt acgatcgcaa ggcccgtacg	3960
cacaatcctt acaagcttct atcaacctg accaacattt atacaggttc cagactccac	4020
gaagccggat gtgcaccctc atatcatgtg gtgcgagggg atattgccac gccaccgaa	4080
ggagtgatta taaatgctgc taacagcaaa ggacaacctg gcggaggggt gtgcggagcg	4140
ctgtataaga aattcccga aagcttcgat ttacagccga tcgaagtagg aaaagcgcga	4200
ctggtcaaa gtgcagctaa acatatcatt catgccctag gaccaaactt caacaaagtt	4260
tcggaggttg aaggtgacaa acagttggca gaggettatg agtccgctaa gattgtcaac	4320
gataacaatt acaagtcagt agcgattcca ctttgtccac cggcatcttt tccgggaaca	4380

-continued

```

aagatcgact aacccaatca ttgaaccatt tgctgacagc tttagacacc actgatgcag 4440
atgtagccat atactgcagg gacaagaaat gggaatgact ctcaaggaag cagtggctag 4500
gagagaagca gtggaggaga tatgcataat cgacgactct tcagtgcagc aacctgatgc 4560
agagctggtg agggtgcatc cgaagagttc tttggctgga aggaagggtc acagcacaag 4620
cgatggcaaa actttctcat atttggaagg gaccaagttt caccaggcgg ccaaggatat 4680
agcagaaatt aatgccatgt ggcccgttc aacggaggcc aatgagcagg tatgcatgta 4740
tatacctcga gaaagcatga gcagtattag gtcgaaatgc cccgtcgaag agtcggaagc 4800
ctccacacca cctagcacgc tgccttgctt gtgcatccat gccatgactc cagaaagagt 4860
acagcgecta aaagcctcac gtccagaaca aattactgtg tgctcactct ttccattgcc 4920
gaagtataga atcactggtg tgcagaagat ccaatgctcc cagcctatat tgttctcacc 4980
gaaagtgcct gcgtatatc atccaaggaa gtatctcgtg gaaacaccac cggtagacga 5040
gactccggag ccatcggcag agaaccaatc cacagagggg acacctgaac aaccaccact 5100
tataaccgag gatgagacca ggactagaac gcctgagccg atcatcatcg aagaggaaga 5160
agaggatagc ataagtttgc tgtcagatgg cccgaccac caggtgctgc aagtcgaggc 5220
agacattcac gggccgacct ctgtatctag ctcatcctgg tccattctc atgcatccga 5280
ctttgatgtg gacagtttat ccatacttga caccctggag ggagctagcg tgaccagcgg 5340
ggcaacgtca gccgagacta actcttactt cgcaaagagt atggagtctc tggcgcgacc 5400
ggtgctcgc cctcgaacag tattcaggaa cctccacat cccgctccgc gcacaagaac 5460
accgtcactt gcaccagca gggcctgctc gagaaccagc ctagtttcca ccccgccagg 5520
cgtgaatagg gtgatcacta gagaggagct cgaggcgtt acccgtcac gcactcctag 5580
caggtcggtc tcgagaacca gcctggtctc caaccgcca ggcgtaataa gggtgattac 5640
aagagaggag tttgaggcgt tcgtagcaca acaacaatga cggtttgatg cgggtgcata 5700
catcttttcc tccgacaccg gtcaagggca tttacaacaa aaatcagtaa ggcaaacggt 5760
gctatccgaa gtggtgttgg agaggaccga attggagatt tcgtatgcc cgcgcctcga 5820
ccaagaaaaa gaagaattac tacgcaagaa attacagta aatccacac ctgctaacag 5880
aagcagatac cagtccagga aggtggagaa catgaaagcc ataacagcta gacgtattct 5940
gcaaggccta gggcattatt tgaaggcaga aggaaaagtg gagtgtctacc gaaccctgca 6000
tcctgttctt ttgtattcat ctagtgtgaa ccgtgccttt tcaagcccca aggtcgcagt 6060
ggaagcctgt aacgccatgt tgaaagagaa ctttccgact gtggcttctt actgtattat 6120
tccagagtac gatgcctatt tggacatggt tgacggagct tcattgctgt tagacactgc 6180
cagtttttgc cctgcaaagc tgcgcagctt tccaaagaaa cactcctatt tggaaaccac 6240
aatacgatcg gcagtcctt cagcgatcca gaacacgctc cagaacgtcc tggcagctgc 6300
cacaaaaaga aattgcaatg tcacgcaaat gagagaattg cccgtattgg attcggcggc 6360
ctttaatgtg gaatgcttca agaaatagc gtgtaataat gaatattggg aaacgtttaa 6420
agaaaacccc atcaggctta ctgaagaaaa cgtggtaaat tacattacca aattaaagg 6480
accaaaagct gctgctcttt ttgcgaagac acataatttg aatatgttgc aggacatacc 6540
aatggacagc tttgtaatgg acttaaagag agacgtgaaa gtgactccag gaacaaaaca 6600
tactgaagaa cgcccgaag tacaggtgat ccaggctgcc gatccgctag caacagcgtg 6660
tctgtcggga atccaccgag agctggttag gagattaaat gcggtcctgc ttccgaacat 6720
tcatacactg tttgatatgt cggctgaaga ctttgacgct attatagccg agcacttcca 6780

```

-continued

gectggggat	tgtgttctgg	aaactgacat	cgcgtcgttt	gataaaagtg	aggacgacgc	6840
catggctctg	accgcgttaa	tgattctgga	agacttaggt	gtggacgcag	agctgttgac	6900
gctgattgag	gcggtcttcg	gcgaaatttc	atcaatacat	ttgccacta	aaactaaatt	6960
taaattcggg	gccatgatga	aatctggaat	gttcctcaca	ctgtttgtga	acacagtcac	7020
taacattgta	atcgcaagca	gagtggtgag	agaacggcta	accggatcac	catgtgcagc	7080
attcattgga	gatgacaata	tcgtgaaagg	agtcaaatcg	gacaaataa	tggcagacag	7140
gtgcgccacc	tggttgaata	tggaagtcaa	gattatagat	gctgtggtgg	gcgagaaagc	7200
gccttatttc	tgtggagggt	ttattttgtg	tgactccgtg	accggcacag	cgtgccgtgt	7260
ggcagacccc	ctaaaaaggc	tgtttaagct	tggcaaacct	ctggcagcag	acgatgaaca	7320
tgatgatgac	aggagaaggg	cattgcacga	agagtcaaca	cgctggaacc	gagtgggtat	7380
tctttcagag	ctgtgcaagg	cagtagaatc	aaggtatgaa	accgtaggaa	cttccatcat	7440
agttatggcc	atgactactc	tagctagcag	tgttaaatca	ttcagctacc	tgagaggggc	7500
ccctataact	ctctacggct	aacctgaatg	gactacgaca	tagtctagtc	cgccaagtct	7560
agaccatgtc	tggctgtaaa	gctcagggaa	aaacctggg	cgtcaatatg	gtaocgacgag	7620
gagttcgctc	cttgtcaaac	aaaataaaac	aaaaaacaaa	acaaattgga	aacagacctg	7680
gacctcaag	aggtgttcaa	ggatttatct	ttttcttttt	gttcaacatt	ttgactggaa	7740
aaaagatcac	agcccaccta	aagaggttgt	ggaaaatgct	ggaccaaga	caaggcttgg	7800
ctgttctaag	gaaagtcaag	agagtgggtg	ccagtttgat	gagaggattg	tcctcaagga	7860
aacgccgttc	ccatgatggt	ctgactgtgc	aattcctaata	tttgggaatg	ctgttgatga	7920
cgggtggata	agggccccta	taactctcta	cggctaacct	gaatggacta	cgacatagtc	7980
tagtccgcc	agtctagagc	ttaccatgac	cgagtacaag	cccacggtgc	gcctcgccac	8040
ccgcgacgac	gtccccaggg	ccgtaocgac	cctcgccgcc	gcgttcgccc	actacccgc	8100
cacgcgccac	accgtcgatc	cggaccgcca	catcgagcgg	gtcaccgagc	tgcaagaact	8160
cttctcaccg	cgcgtcgggc	tcgacatcgg	caaggtgtgg	gtcgcggacg	acggcgccgc	8220
gggtggcggtc	tggaccacgc	cggagagcgt	cgaagcgggg	gcggtgttcg	ccgagatcgg	8280
cccgcgcacg	gccgagttga	gcggttcccg	gctggccgcg	cagcaacaga	tggaaggcct	8340
cctggcgccg	caccggccca	aggagcccgc	gtggttccctg	gccaccgctc	gcgtctcgcc	8400
cgaccaccag	ggcaagggtc	tgggcagcgc	cgtcgtgctc	cccggagtgg	aggcggccga	8460
gcgcgcgggg	gtgcccgcct	tcctgggagc	ctccgcgccc	cgcaacctcc	ccttctacga	8520
gcggctcgcc	ttcacccgca	ccgccagcgt	cgagtgcgcc	aaggaccgcg	cgacctgggtg	8580
catgaccgcc	aagcccgggtg	cctgacgccc	gccccacgac	ccgcagcgc	cgaccgaaag	8640
gagcgcacga	ccccatgatc	gctagaccat	ggggtaccga	gtatgttacg	tgcaaaaggtg	8700
attgtcacc	cccgaagac	catattgtga	cacaccctca	gtatcacgcc	caaacattta	8760
cagccgcgggt	gtcaaaaacc	gcgtggacgt	ggttaacatc	cctgctggga	ggatcagccg	8820
taattattat	aattggcttg	gtgctggcta	ctattgtggc	catgtacgtg	ctgaccaacc	8880
agaaacataa	ttgaatacag	cagcaattgg	caagctgctt	acatagaact	cgcgccgatt	8940
ggcatgccgc	cttaaaattt	ttattttatt	ttttcttttc	ttttccgaat	cggattttgt	9000
ttttaatatt	tcaaaaaaaaa	aaaaaaaaaa	aaaaaaaaacgc	gtcgagggga	attaattctt	9060
gaagacgaaa	gggccaggtg	gcacttttcg	gggaaatgtg	cgcggaaccc	ctatttgttt	9120

-continued

```

atTTTTctaa atacattcaa atatgtatcc gctcatgaga caataaccct gataaatgct 9180
tcaataatat tgaaaaagga agagtatgag tattcaacat ttcogtgcg ccettattcc 9240
ctTTTTtgcg gcattttgcc ttctgtttt tgctcacca gaaacgctgg tgaagtaaa 9300
agatgctgaa gatcagttgg gtgcacgagt gggttacatc gaactggatc tcaacagcgg 9360
taagatcctt gagagttttc gccccgaaga acgTTTTcca atgatgagca cttttaaagt 9420
tctgctatgt ggcgcggtat tatccogtgt tgacgccggg caagagcaac tcggtcgceg 9480
catacactat tctcagaatg acttggttga gtactcacca gtcacagaaa agcatcttac 9540
ggatggcatg acagtaagag aattatgcag tgctgccata accatgagtg ataactgctc 9600
ggccaaactta cttctgacaa cgatcggagg accgaaggag ctaaccgctt ttttgacaaa 9660
catgggggat catgtaactc gccttgatcg ttgggaaccg gagctgaatg aagccatacc 9720
aaacgacgag cgtgacacca cgatgcctgt agcaatggca acaacgttgc gcaaaactatt 9780
aactggcgaa ctacttactc tagcttcccg gcaacaatta atagactgga tggaggcgga 9840
taaagttgca ggaccacttc tgcgctcggc ccttccgget ggctggttta ttgctgataa 9900
atctggagcc ggtgagcgtg ggtctcgcgg tatcattgca gcaactgggc cagatggtaa 9960
gcccctccgt atcgtagtta tctacacgac ggggagtcag gcaactatgg atgaacgaaa 10020
tagacagatc gctgagatag gtgcctcact gattaagcat tggtaactgt cagaccaagt 10080
ttactcatat atactttaga ttgatttaaa acttcatttt taatttaaaa ggatctaggt 10140
gaagatcctt tttgataatc tcatgaccaa aatcccttaa cgtgagtttt cgttccactg 10200
agcgtcagac cccgtagaaa agatcaaagg atcttcttga gatccttttt tctgcgcggt 10260
aatctgctgc ttgcaaaaaa aaaaaccacc gctaccagcg gtggtttggt tgccggatca 10320
agagctacca actcttttcc cgaaggtaac tggttcagc agagcgcaga taccaaatac 10380
tgtccttcta gtgtagccgt agttaggcca ccaactcaag aactctgtag caccgcctac 10440
atacctcgct ctgctaatec tgttaccagt ggctgctgcc agtggcgata agtcgtgtct 10500
taccggggtg gactcaagac gatagttacc ggataaggcg cagcggtcgg gctgaacggg 10560
gggttcgtgc acacagccca gcttggagcg aacgacctac accgaactga gatacctaca 10620
gcgtgagcat tgagaaagcg ccacgcttcc cgaagggaga aaggcggaca ggtatccggt 10680
aagcggcagg gtcggaacag gagagcgcac gagggagctt ccagggggaa acgctcggtg 10740
tctttatagt cctgtcgggt ttcgccacct ctgacttgag cgtcgatttt tgtgatgctc 10800
gtcagggggg cggagcctat ggaaaaacgc cagcaacgcg agtcgattt aggtgacact 10860
ata 10863

```

```

<210> SEQ ID NO 8
<211> LENGTH: 10796
<212> TYPE: DNA
<213> ORGANISM: artificial sequence
<220> FEATURE:
<223> OTHER INFORMATION: synthetic polynucleotide

```

```

<400> SEQUENCE: 8

```

```

gatgggcggc gcatgagaga agcccagacc aattacctac ccaaaatgga gaaagttcac 60
gttgacatcg aggaagacag cccattcctc agagctttgc agcggagctt cccgcagttt 120
gaggtagaag ccaagcaggt cactgataat gaccatgcta atgccagagc gttttcgcac 180
ctggcttcaa aactgatcga aacggaggty gaccatccg acacgatcct tgacattgga 240
agtgcgcccc cccgcagaat gtattotaag cacaagtatc attgtatctg tccgatgaga 300

```


-continued

tgtgcggaag atccggacag attgtataag tatgcaacta agctgaagaa aaactgtaag	360
gaaataactg ataaggaatt ggacaagaaa atgaaggagc tggccgccgt catgagcgac	420
cctgacctgg aaactgagac tatgtgcctc cacgacgacg agtcgtgtcg ctacgaaggg	480
caagtcgctg tttaccagga tgtatgacg gttgacggac cgacaagtct ctatcaccaa	540
gccataaagg gagttagagt cgcctactgg ataggctttg acaccacccc ttttatgttt	600
aagaacttgg ctggagcata tccatcatc tctaccaact gggccgacga aaccgtgta	660
acggctcgta acataggcct atgcagctct gacgttatgg agcggtcacg tagagggatg	720
tccattctta gaaagaagta tttgaaacca tccaacaatg ttctattctc tgttggctcg	780
accatctacc acgagaagag ggacttactg aggagctggc acctgccgtc tgtatttcac	840
ttacgtggca agcaaaatta cacatgtcgg tgtgagacta tagttagtgg cgacgggtac	900
gtcgttaaaa gaatagctat cagtccaggc ctgtatggga agccttcagg ctatgctgct	960
acgatgcacc gcgagggtt cttgtgctgc aaagtgcag acacattgaa cggggagagg	1020
gtctcttttc ccgtgtgcac gtatgtgcca gctacattgt gtgacaaat gactggcata	1080
ctggcaacag atgtcagtgc ggacgacgcg caaaaactgc tggttgggct caaccagcgt	1140
atagtcgtca acggtcgcac ccagagaaac accaatacca tgaaaaatta ccttttgccc	1200
gtagtggccc aggcatttgc taggtgggca aaggaatata aggaagatca agaagatgaa	1260
aggccactag gactacgaga tagacagtta gtcattgggt gttgttgggc ttttagaagg	1320
cacaagataa catctattta taagcggccg gatacccaaa ccatcatcaa agtgaacagc	1380
gatttccact cattcgtgct gccaggata ggcagtaaca cattggagat cgggctgaga	1440
acaagaatca ggaaaatgtt agaggagcac aaggagccgt cacctctcat taccgccgag	1500
gacgtacaag aagctaagtg cgcagccgat gaggctaagg aggtgctgta agccgaggag	1560
ttgcgcgag ctctaccacc tttggcagct gatgtgagg agcccactct ggaagccgat	1620
gtcgacttga tgttacaaga ggctggggcc ggctcagtgg agacacctcg tggcttgata	1680
aaggttacca gctacgatgg cgaggacaag atcggctctt acgctgtgct ttctccgag	1740
gctgtactca agagtgaaaa attatcttgc atccacctc tcgctgaaca agtcatagtg	1800
ataacacact ctggccgaaa agggcgttat gccgtggaac cataccatgg taaagtagtg	1860
gtgccagagg gacatgcaat acccgccag gactttcaag ctctgagtga aagtgccacc	1920
attgtgtaca acgaactgta gttcgtaaac aggtacctgc accatattgc cacacatgga	1980
ggagcgtga aactgatga agaatttac aaaactgtca agcccagcga gcacgacggc	2040
gaatacctgt acgacatcga caggaaacag tgcgtcaaga aagaactagt cactgggcta	2100
gggctcacag gcgagctggt ggatcctccc ttccatgaat tcgctacga gagtctgaga	2160
acacgaccag ccgctcctta ccaagtacca accatagggg tgtatggcgt gccaggatca	2220
ggcaagtctg gcatcattaa aagcgcagtc accaaaaaag atctagtggg gagcgccaag	2280
aaagaaaact gtgcagaaat tataagggac gtcaagaaaa tgaaagggct ggacgtcaat	2340
gccagaactg tggactcagt gctcttgaat ggatgcaaac accccgtaga gaccctgat	2400
attgacgaag cttttgcttg tcatgcaggt actctcagag cgctcatagc cattataaga	2460
cctaaaaagg cagtgtcttg cgggatccc aacagtgcg gttttttta catgatgtgc	2520
ctgaaagtgc attttaacca cgagatttgc acacaagtct tccacaaaag catctctcgc	2580
cgttgcaact aatctgtgac ttcggctgctc tcaaccttgt tttacgacaa aaaaatgaga	2640

-continued

acgacgaatc	cгааagagac	taagattgtg	attgacacta	cggcagtac	caaacctaag	2700
caggacgatc	tcattctcac	ttgtttcaga	gggtgggtga	agcagttgca	aatagattac	2760
aaaggcaacg	aaataatgac	ggcagctgcc	tctcaagggc	tgacccgtaa	aggtgtgtat	2820
gccgttcggt	acaaggtgaa	tgaaaatcct	ctgtacgcac	ccacctcaga	acatgtgaac	2880
gtcctactga	ccgcacgga	ggaccgcac	gtgtggaaaa	cactagccgg	cgaccatgg	2940
ataaaaaac	tgactgcca	gtaccctggg	aatttcactg	ccacgataga	ggagtggcaa	3000
gcagagcatg	atgccatcat	gaggcacatc	ttggagagac	cggaccctac	cgacgtcttc	3060
cagaataaag	caaacgtgtg	ttgggccaag	gctttagtgc	cgggtgctgaa	gaccgctggc	3120
atagacatga	ccactgaaca	atggaacact	gtggattatt	ttgaaacgga	caaagctcac	3180
tcagcagaga	tagtattgaa	ccaactatgc	gtgaggttct	ttggactcga	tctggactcc	3240
ggtctatfff	ctgcaccac	tgttccgta	tccattagga	ataatcactg	ggataactcc	3300
ccgtgccta	acatgtacgg	gctgaataaa	gaagtgttcc	gtcagctctc	tcgcaggtac	3360
ccacaactgc	ctcgggcagt	tgccactgga	agagtctatg	acatgaacac	tggtacactg	3420
cgcaattatg	atccgcgcat	aaacntagta	cctgtaaaca	gaagactgcc	tcatgcttta	3480
gtcctccacc	ataatgaaca	cccacagagt	gacttttctt	cattcgtcag	caaattgaag	3540
ggcagaactg	tctgtgtgtg	cggggaaaag	ttgtccgtcc	caggcaaaat	ggttgactgg	3600
ttgtcagacc	ggcctgaggc	taccttcaga	gctcggctgg	atttaggcat	cccagtgat	3660
gtgcccfaat	atgacataat	atfctgtaat	gtgaggacc	catataaata	ccatcactat	3720
cagcagtggtg	aagaccatgc	cattaagctt	agcatgttga	ccaagaaagc	ttgtctgcat	3780
ctgaatcccc	gcggaacctg	tgtcagcata	ggttatggtt	acgctgacag	ggccagcgaa	3840
agcatcattg	gtgctatagc	gcggcagttc	aagttttccc	gggtatgcaa	accgaaatcc	3900
tcacttgaag	agacggaagt	tctgtttgta	ttcattgggt	acgatcgcaa	ggcccgtacg	3960
cacaatcctt	acaagcttcc	atcaaccttg	accaacattt	atacaggttc	cagactccac	4020
gaagccggat	gtgcaccctc	atcatcatgtg	gtgcgagggg	atattgccac	ggccaccgaa	4080
ggagtgatta	taaatgctgc	taacagcaaa	ggacaacctg	gcgagggggt	gtgcgagcgc	4140
ctgtataaga	aattcccgga	aagcttcgat	ttacagccga	tcgaagtagg	aaaagcgcga	4200
ctggtcaaa	gtgcagctaa	acatatcatt	catgccgtag	gaccaaaactt	caacaaagtt	4260
tcggaggttg	aaggtgacaa	acagttggca	gaggcttatg	agtccatcgc	taagattgtc	4320
aacgataaca	attacaagtc	agtagcgatt	ccactgttgt	ccaccggcat	cttttccggg	4380
aacaaagatc	gactaaccca	atcattgaac	catttgctga	cagctttaga	caccactgat	4440
gcagatgtag	ccatatactg	cagggacaag	aaatgggaaa	tgactctcaa	ggaagcagtg	4500
gctaggagag	aagcagtgga	ggagatatgg	atatccgacg	actcttcagt	gacagaacct	4560
gatgcagagc	tggtgagggg	gcatccgaag	agttctttgg	ctggaaggaa	gggctacagc	4620
acaagcgatg	gcaaaacttt	ctcatatttg	gaagggacca	agtttcacca	ggcggccaag	4680
gatatagcag	aaattaatgc	catgtggccc	gttgcaacgg	aggccaatga	gcaggtatgc	4740
atgtatatcc	tcggagaaa	catgagcagt	attaggtcga	aatgccccgt	cgaagagtcg	4800
gaagcctcca	caccacctag	cacgctgctt	tgcttgtgca	tccatgccat	gactccagaa	4860
agagtacagc	gcctaaaagc	ctcacgtcca	gaacaaatta	ctgtgtgctc	atcctttcca	4920
ttgccgaagt	atagaatcac	tggtgtgcag	aagatccaat	gctcccagcc	tatattgttc	4980
tcaccgaaag	tgctgcgcta	tattcatcca	aggaagatc	tcgtggaac	accaccggta	5040

-continued

gacgagactc	cggagccatc	ggcagagaac	caatccacag	aggggacacc	tgaacaacca	5100
ccacttataa	ccgaggatga	gaccaggact	agaacgcctg	agccgatcat	catcgaagag	5160
gaagaagagg	atagcataag	tttgctgtca	gatggcccga	cccaccaggt	gctgcaagtc	5220
gaggcagaca	ttcacgggcc	gccctctgta	tctagctcat	cctggtccat	tectcatgca	5280
tccgactttg	atgtggacag	tttatccata	cttgacaccc	tggagggagc	tagcgtgacc	5340
agcggggcaa	cgtcagccga	gactaactct	tacttcgcaa	agagtatgga	gtttctggcg	5400
cgaccgggtc	ctgcgcctcg	aacagtattc	aggaacctc	cacatcccgc	tccgcgcaca	5460
agaacaccgt	cacttgacc	cagcagggcc	tgctcgagaa	ccagcctagt	ttccaccccg	5520
ccaggcgtga	atagggtgat	cactagagag	gagctcgagg	cgcttacc	gtcacgcact	5580
cctagcaggt	cggtctcgag	aaccagcctg	gtctccaacc	cgccaggcgt	aaatagggtg	5640
attacaagag	aggagtttga	ggcgttcgta	gcacaacaac	aatgacggtt	tgatgcccgt	5700
gcatacatct	tttccctcga	caccgggtcaa	gggcatttac	aacaaaaatc	agtaaggcaa	5760
acggtgctat	ccgaagtggg	gttgagagag	accgaattgg	agatttcgta	tgccccgcgc	5820
ctcgaccaag	aaaaagaaga	attactacgc	aagaaattac	agttaaatcc	cacacctgct	5880
aacagaagca	gataccagtc	caggaaggtg	gagaacatga	aagccataac	agctagacgt	5940
attctgcaag	gcctagggca	ttatttgaag	gcagaaggaa	aagtggagtg	ctaccgaacc	6000
ctgcatcctg	ttcctttgta	ttcatctagt	gtgaaccgtg	ccttttcaag	ccccagggtc	6060
gcagtgggaag	cctgtaacgc	catgttgaag	gagaactttc	cgactgtggc	ttcttactgt	6120
attattccag	agtacgatgc	ctatttggac	atggttgacg	gagcttcctg	ctgcttagac	6180
actgccagtt	tttgccctgc	aaagctgcgc	agctttccaa	agaaacactc	ctatttggaa	6240
ccccacaatac	gatcggcagt	gccttcagcg	atccagaaca	cgctccagaa	cgctcctggca	6300
gctgccacaa	aaagaaattg	caatgtcacg	caaatgagag	aattgcccggt	attggattcg	6360
gcgcccttta	atgtggaatg	cttcaagaaa	tatgcgtgta	ataatgaata	ttgggaacg	6420
tttaaagaaa	accccatcag	gcttactgaa	gaaaacgtgg	taaattacat	taccaaatta	6480
aaaggaccaa	aagctgctgc	tctttttgcg	aagacacata	atttgaatat	gttgcaggac	6540
ataccaatgg	acaggtttgt	aatggactta	aagagagacg	tgaagtgtac	tccaggaaca	6600
aaacatactg	aagaacggcc	caaggtacag	gtgatccagg	ctgccgatcc	gctagcaaca	6660
gcgtatctgt	gcggaatcca	ccgagagctg	gttaggatg	taaatgcgggt	cctgcttccg	6720
aacattcata	cactgtttga	tatgtcggct	gaagactttg	acgctattat	agccgagcac	6780
ttccagcctg	gggattgtgt	tctggaaact	gacatcgcgt	cgtttgataa	aagtgaggac	6840
gacgccatgg	ctctgaccgc	gttaatgatt	ctggaagact	taggtgtgga	cgcagagctg	6900
ttgacgctga	ttgagcgggc	tttcggcgaa	atttcatcaa	tacatttgcc	actaaaact	6960
aaatttaaat	tccgagccat	gatgaaatct	ggaatgttcc	tcacactggt	tgtgaacaca	7020
gtcattaaca	ttgtaatcgc	aagcagagtg	ttgagagaac	ggctaaccgg	atcacatgt	7080
gcagcattca	ttggagatga	caatatcgtg	aaaggagtca	aatcggacaa	attaatggca	7140
gacaggtgcg	ccacctggtt	gaatatggaa	gtcaagatta	tagatgctgt	gggtggcggag	7200
aaagcgcctt	atctctgtgg	agggtttatt	ttgtgtgact	ccgtgaccgg	cacagcgtgc	7260
cgtgtggcag	acccctaaa	aaggctgttt	aagcttgca	aacctctggc	agcagacgat	7320
gaacatgatg	atgacaggag	aagggcattg	catgaagagt	caacacgctg	gaaccgagtg	7380

-continued

ggtattcttt	cagagctgtg	caaggcagta	gaatcaaggt	atgaaaccgt	aggaacttcc	7440	
atcatagtta	tggccatgac	tactctagct	agcagtgtta	aatcattcag	ctacctgaga	7500	
ggggccccta	taactctcta	cggctaacct	gaatggacta	cgacatagtc	tagtccgcca	7560	
aagaggtggt	caaggattta	tctttttctt	tttgttcaac	atthtgactg	gaaaaaagat	7620	
cacagcccac	ctaaagaggt	tgtggaaaat	gctggaccca	agacaaggct	tggctgttct	7680	
aaggaaaagtc	aagagagtgg	tggccagttt	gatgagagga	ttgtcctcaa	ggaaacgccc	7740	
ttcccatgat	gttctgactg	tgcaattcct	aatthtgga	atgctgttga	tgacgggtgg	7800	
agtgaccttg	gtgcccga	acagatggtt	gctccta	aat	gtgacatctg	aggacctcgg	7860
gtaagggccc	ctataactct	ctacggctaa	cctgaatgga	ctacgacata	gtctagtccg	7920	
ccaagtctag	agcttaccat	gaccgagtac	aagcccacgg	tgcgcctcgc	caccccgac	7980	
gacgtcccca	gggcccagtc	caccctcgc	gccgcgttcg	ccgactaccc	cgccacgccc	8040	
cacacccgctg	atccggaccg	ccacatcgag	cgggtcaccg	agctgcaaga	actcttctc	8100	
acgcgcgtcg	ggctcgacat	cggcaaggtg	tgggtcgcgg	acgacggcgc	cgcggtggcg	8160	
gtctggacca	cgccggagag	cgtcgaagcg	ggggcgggtg	tcgccgagat	cgcccccgc	8220	
atggccgagt	tgagcgggtc	ccggctggcc	gcgcagcaac	agatggaagg	cctcctggcg	8280	
ccgcaccggc	ccaaggagcc	cgcgtggttc	ctggccaccg	tcggcgtctc	gcccgaccac	8340	
cagggcaagg	gtctgggag	cgcctcgtg	ctcccggag	tggaggcggc	cgagcgcgc	8400	
ggggtgcccc	ccttctcgga	gacctcgcg	ccccgcaacc	tccccttcta	cgagcggctc	8460	
ggcttcaccg	tcaccgccga	cgtcgagtc	ccgaaggacc	gcgcgacctg	gtgcatgacc	8520	
cgcaagcccc	gtgcctgacg	cccgcaccac	gaccgcagc	gcccgaccga	aaggagcgca	8580	
cgaccccatg	atcgctagac	catggggtac	cgagtatggt	acgtgcaaag	gtgattgtca	8640	
ccccccgaaa	gaccatattg	tgacacacc	tcagtatcac	gcccacaacat	ttacagccgc	8700	
ggtgtcaaaa	accgcgtgga	cgtggttaac	atccctgctg	ggaggatcag	ccgtaattat	8760	
tataattggc	ttggtgctgg	ctactattgt	ggccatgtac	gtgctgacca	accagaaaca	8820	
taatgaata	cagcagcaat	tggcaagctg	cttacataga	actcgcggcg	attggcatgc	8880	
cgcttaaaa	tttttatttt	atthtttctt	ttcttttccg	aatcggattt	tgtttttaat	8940	
atthcaaaa	aaaaaaaaaa	aaaaaaaaaa	cgcgtcgagg	ggaattaatt	cttgaagacg	9000	
aaagggccag	gtggcacttt	tcggggaaat	gtgcgcggaa	cccctatttg	ttatthttc	9060	
taataacatt	caaatatgta	tccgctcatg	agacaataac	cctgataaat	gcttcaataa	9120	
tattgaaaa	ggaagagtat	gagtattcaa	catttccgtg	tcgcccttat	tccccttttt	9180	
gcggcatttt	gccttctctg	ttttgctcac	ccagaaacgc	tggtgaaagt	aaaagatgct	9240	
gaagatcagt	tgggtgcacg	agtgggttac	atcgaactgg	atctcaacag	cggtaaagtc	9300	
cttgagagtt	ttcgcgccga	agaacgtttt	ccaatgatga	gcactthtaa	agthctgcta	9360	
tgtggcgcgg	tattatcccg	tgttgacgcc	gggcaagagc	aactcggctg	ccgcatacac	9420	
tattctcaga	atgacttggt	tgagtactca	ccagtcacag	aaaagcatct	tacggatggc	9480	
atgacagtaa	gagaattatg	cagtgtctgc	ataaccatga	gtgataacac	tgcggccaac	9540	
ttacttctga	caacgatcgg	aggaccgaag	gagctaaccg	ctthtttgca	caacatgggg	9600	
gatcatgtaa	ctcgccttga	tcgthgggaa	ccggagctga	atgaagccat	acccaaacgac	9660	
gagcgtgaca	ccacgatgcc	tgtagcaatg	gcaacaacgt	tgcgcaaac	atthactggc	9720	
gaaactactta	ctctagcttc	ccggcaacaa	ttaatagact	ggatggaggc	ggataaagtt	9780	

-continued

```

gcaggaccac ttctgcgctc ggcccttcog gctggctggt ttattgctga taaatctgga 9840
gccggtgagc gtgggtctcg cggtatcatt gcagcactgg gccagatgg taagccctcc 9900
cgtatcgtag ttatctacac gacggggagt caggcaacta tggatgaacg aaatagacag 9960
atcgtgaga taggtgcctc actgattaag cattggtaac tgtcagacca agtttactca 10020
tatatacttt agattgattt aaaacttcat ttttaattta aaaggatcta ggtgaagatc 10080
ctttttgata atctcatgac caaaatccct taacgtgagt tttcgttcca ctgagcgtca 10140
gaccccgtag aaaagatcaa aggatcttct tgagatcett tttttctgcg cgtaaatctgc 10200
tgcttgcaaa caaaaaaacc accgctacca gcgggtggtt gtttgccgga tcaagagcta 10260
ccaactcttt ttcccgaagt aactggcttc agcagagcgc agataccaaa tactgtcctt 10320
ctagtgtagc cgtagttagg ccaccacttc aagaactctg tagcaccgcc tacatactc 10380
gctctgctaa tcctgttacc agtggctgct gccagtggcg ataagtcgtg tcttaccggg 10440
ttggactcaa gacgatagtt accggataag gcgcagcggc cgggctgaac ggggggttcg 10500
tgcacacagc ccagcttgga gcgaacgacc tacaccgaac tgagatacct acagcgtgag 10560
cattgagaaa gcgccacgct tcccgaaggg agaaaggcgg acaggtatcc ggtaaagcggc 10620
agggtcggaa caggagagcg cacgagggag cttccagggg gaaacgcctg gtatctttat 10680
agtctgtcgc ggtttcgcca cctctgactt gagcgtcgat ttttgtgatg ctgctcaggg 10740
gggcgagacc tatggaaaaa cgccagcaac gcgagctcga tttaggtgac actata 10796

```

<210> SEQ ID NO 9

<211> LENGTH: 12839

<212> TYPE: DNA

<213> ORGANISM: artificial sequence

<220> FEATURE:

<223> OTHER INFORMATION: synthetic polynucleotide

<400> SEQUENCE: 9

```

gatgggcccgc gcatgagaga agcccagacc aattacctac caaaaatgga gaaagttcac 60
gttgacatcg aggaagacag cccattcctc agagctttgc agcggagctt cccgcagttt 120
gaggtagaag ccaagcaggt cactgataat gaccatgcta atgccagagc gttttcgcgt 180
ctggcttcaa aactgatcga aacggaggtg gaccatccg acacgatcct tgacattgga 240
agtgcgcccc cccgcagaat gtattcctaag cacaagtatc attgtatctg tccgatgaga 300
tgtgcggaag atccggacag attgtataag tatgcaacta agctgaagaa aaactgtaag 360
gaaataactg ataaggaatt ggacaagaaa atgaaggagc tggccgccgt catgagcgcac 420
cctgacctgg aaactgagac tatgtgcctc cacgacgacg agtcgtgtcg ctacgaaggg 480
caagtcgctg tttaccagga tgtatcgcg gttgacggac cgacaagtct ctatcaccaa 540
gccaaataagg gagttagagt cgcctactgg ataggctttg acaccacccc ttttatgttt 600
aagaacttgg ctggagcata tccatcatc tctaccaact gggccgacga aaccgtgtta 660
acggctcgta acataggcct atgcagctct gacgttatgg agcggtcacg tagagggatg 720
tccattctta gaaagaagta tttgaaacca tccaacaatg ttctattctc tgttggtctg 780
accatctacc acgagaagag ggacttactg aggagctggc acctgccgtc tgtatttcac 840
ttacgtggca agcaaaatta cacatgtcgg tgtgagacta tagttagttag cgacgggtac 900
gtcgttaaaa gaatagctat cagtcacggc ctgtatggga agccttcagg ctatgctgct 960
acgatgcacc gcgagggatt cttgtgctgc aaagtgcag acacattgaa cggggagagg 1020

```

-continued

gtctcttttc	ccgtgtgcac	gtatgtgcc	gctacattgt	gtgaccaa	gactggcata	1080
ctggcaacag	atgtcagtgc	ggacgacgcg	caaaaactgc	tggttgggct	caaccagcgt	1140
atagtcgtca	acggtcgcac	ccagagaaac	accaatacca	tgaaaaatta	ccttttgccc	1200
gtagtggccc	aggcatttgc	taggtgggca	aaggaatata	aggaagatca	agaagatgaa	1260
aggccactag	gactacgaga	tagacagtta	gtcatgggg	gttgttgggc	ttttagaagg	1320
cacaagataa	catctattta	taagcgcocg	gatacccaaa	ccatcatcaa	agtgaacagc	1380
gatttccact	cattcgtgct	gcccaggata	ggcagtaaca	cattggagat	cgggctgaga	1440
acaagaatca	ggaaaatggt	agaggagcac	aaggagccgt	cacctctcat	taccgcccag	1500
gacgtacaag	aagctaagtg	cgcagccgat	gaggctaagg	aggtgcgtga	agccgaggag	1560
ttgcgcgcag	ctctaccacc	tttggcagct	gatgttggag	agccactct	ggaagccgat	1620
gtcgacttga	tgttacaaga	ggctggggcc	ggctcagtgg	agacacctcg	tggtttgata	1680
aaggttacca	gtacgatgg	cgaggacaag	atcggtctct	acgtgtgct	ttctccgag	1740
gctgtactca	agagtgaaaa	attatcttgc	atccaccctc	tcgctgaaca	agtcatagtg	1800
ataacacact	ctggccgaaa	agggcggtat	gccgtggaac	cataccatgg	taaagtagtg	1860
gtgccagagg	gacatgcaat	acccgccag	gactttcaag	ctctgagtga	aagtgccacc	1920
attgtgtaca	acgaacgtga	gttcgtaaac	aggtacctgc	accatattgc	cacacatgga	1980
ggagcgtga	acactgatga	agaatattac	aaaactgtca	agcccagcga	gcacgacggc	2040
gaatacctgt	acgacatcga	caggaaacag	tgcgtcaaga	aagaactagt	cactgggcta	2100
gggctcacag	gcgagctggt	ggatcctccc	ttccatgaat	tcgcctacga	gagtctgaga	2160
acacgaccag	ccgctcctta	ccaagtacca	accatagggg	tgtatggcgt	gccaggatca	2220
ggcaagtctg	gcatcattaa	aagcgcagtc	acaaaaaag	atctagtgg	gagcgccaag	2280
aaagaaaact	gtgcagaaat	tataagggac	gtcaagaaaa	tgaagggct	ggacgtcaat	2340
gccagaactg	tggactcagt	gctcttgaat	ggatgcaaac	accccgtaga	gaccctgtat	2400
attgacgaag	cttttctctg	tcattgcaggt	actctcagag	cgctcatagc	cattataaga	2460
cctaaaaagg	cagtgcctctg	cggggatccc	aaacagtgcg	gtttttttaa	catgatgtgc	2520
ctgaaagtgc	atttttaacca	cgagatttgc	acacaagtct	tccacaaaag	catctctcgc	2580
cgttgcaacta	aatctgtgac	ttcggctgct	tcaaccttgt	tttacgacaa	aaaaatgaga	2640
acgacgaatc	cgaaagagac	taagattgtg	attgacacta	ccggcagtac	caaacctaag	2700
caggacgatc	tcattctcac	ttgtttcaga	gggtgggtga	agcagttgca	aatagattac	2760
aaaggcaacg	aaataatgac	ggcagctgcc	tctcaagggc	tgacccgtaa	aggtgtgtat	2820
gccgttcggt	acaaggtgaa	tgaaaatcct	ctgtacgcac	ccacctcaga	acatgtgaac	2880
gtcctactga	cccgcacgga	ggaccgcac	gtgtggaaaa	cactagccgg	cgaccatgg	2940
ataaaaaac	tgactgccaa	gtaccctggg	aatttctactg	ccacgataga	ggagtggcaa	3000
gcagagcatg	atgccatcat	gaggcacatc	ttggagagac	cggaccctac	cgacgtcttc	3060
cagaataaag	caaacgtgtg	ttgggccaag	gctttagtgc	cggtgctgaa	gaccgctggc	3120
atagacatga	ccactgaaca	atggaacact	gtggattatt	tgaaacgga	caaagctcac	3180
tcagcagaga	tagtattgaa	ccaactatgc	gtgaggttct	ttggactcga	tctggactcc	3240
ggtctathtt	ctgcacccac	tgttcogtta	tccattagga	ataactctg	ggataactcc	3300
ccgtgcctca	acatgtacgg	gctgaataaa	gaagtgttcc	gtcagctctc	tcgcaggtac	3360
ccacaactgc	ctcgggcagt	tgccaotgga	agagtctatg	acatgaacac	tggtacactg	3420

-continued

cgcaattatg atccgcgcat aaacctagta cctgtaaaca gaagactgcc tcatgcttta	3480
gtcctccacc ataatgaaca cccacagagt gacttttctt cattcgtcag caaattgaag	3540
ggcagaactg tctggtggt cggggaaaag ttgtccgtcc caggcaaaat ggttgactgg	3600
ttgtcagacc ggctgaggc taccttcaga gctcggctgg atttaggcat cccaggatgat	3660
gtgocccaaat atgacataat atttgtaat gtgaggaccc catataaata ccatcactat	3720
cagcagtgtg aagaccatgc cattaagctt agcatgttga ccaagaaagc ttgtctgcat	3780
ctgaatcccc gcggaacctg tgtcagcata ggttatggtt acgctgacag ggcacagcga	3840
agcatcattg gtgctatagc gcggcagttc aagttttccc gggatgcaa accgaaatcc	3900
tcacttgaag agacggaagt tctgtttgta ttcattgggt acgatcgaac ggcccgtacg	3960
cacaatcctt acaagcttct atcaacctg accaacattt atacaggttc cagactccac	4020
gaagccggat gtgcaccctc atatcatgtg gtgcgagggg atattgccac ggccaccgaa	4080
ggagtgatta taaatgctgc taacagcaaa ggacaacctg gcggaggggt gtgcgagcgc	4140
ctgtataaga aattccccga aagcttcgat ttacagccga tcgaagtagg aaaagcgcga	4200
ctggtcaaaag gtgcagctaa acatatacatt catgccctag gaccaaactt caacaaagt	4260
tcggagggtt aagggtgacaa acagttggca gaggcttatg agtccatcgc taagattgtc	4320
aacgataaca attacaagtc agtagcgatt ccaactgtgt ccaccggcat cttttccggg	4380
aacaaagatc gactaaccca atcattgaac catttgctga cagctttaga caccactgat	4440
gcagatgtag ccatatactg cagggacaag aaatgggaaa tgactctcaa ggaagcagtg	4500
gctaggagag aagcagtggg ggagatatgc atatccgacg actcttcagt gacagaacct	4560
gatgcagagc tggtaggggt gcatccgaag agttctttgg ctggaaggaa gggctacagc	4620
acaagcgatg gcaaaacttt ctcatatttg gaagggacca agtttcacca ggccggccaag	4680
gatatagcag aaattaatgc catgtggccc gttgcaacgg aggccaatga gcaggatgc	4740
atgtatatcc tcggagaaag catgagcagt attaggctga aatgcccctg cgaagagtcg	4800
gaagcctcca caccacttag cacgctgctt tgcttggtca tccatgccat gactccagaa	4860
agagtacagc gcctaaaagc ctcacgtcca gaacaaatta ctgtgtgctc atcctttcca	4920
ttgccgaagt atagaatcac tgggtgagc aagatccaat gctcccagcc tatattgttc	4980
tcaccgaaag tgctcgcgta tattcatcca aggaagtatc tcgtggaac accaccgta	5040
gacgagactc cggagccatc ggcagagaac caatccacag agggggacacc tgaacaacca	5100
ccacttataa ccgaggatga gaccaggact agaacgcctg agccgatcat catcgaagag	5160
gaagaagagg atagcataag tttgtgtgca gatggcccga cccaccaggt gctgcaagtc	5220
gaggcagaca ttcacgggcc gccctctgta tctagctcat cctggccat tctcatgca	5280
tccgactttg atgtggacag tttatccata cttgacacc tggagggagc tagcgtgacc	5340
agcggggcaa cgtcagccga gactaactct tacttcgcaa agagtatgga gtttctggcg	5400
cgaccggtgc ctgcgctcg aacagtattc aggaacctc cacatcccgc tccgcgcaca	5460
agaacaccgt cacttgaccc cagcagggcc tgctcgagaa ccagcctagt ttccacccc	5520
ccaggcgtga atagggtgat cactagagag gagctcgagg cgcttaccce gtcacgcact	5580
cctagcaggt cggctctcag aaccagcctg gtctccaacc cggcaggcgt aaatagggtg	5640
attacaagag aggagtttga ggcgttcgta gcacaacaac aatgacggtt tgatgcgggt	5700
gcatacatct tttcctccga caccggctca gggcatttac aacaaaaatc agtaaggcaa	5760

-continued

acggtgctat	ccgaagtgg	gttggagagg	accgaattgg	agatttcgta	tgccccgcgc	5820
ctcgaccaag	aaaaagaaga	attactacgc	aagaaattac	agttaaatcc	cacacctgct	5880
aacagaagca	gataccagtc	caggaagggtg	gagaacatga	aagccataac	agctagacgt	5940
attctgcaag	gcctagggca	ttatttgaag	gcagaaggaa	aagtggagtg	ctaccgaacc	6000
ctgcatcctg	ttcctttgta	ttcatctagt	gtgaaccgtg	ccttttcaag	cccccaaggtc	6060
gcagtggaag	cctgtaacgc	catgttgaaa	gagaactttc	cgactgtggc	ttettactgt	6120
attattccag	agtacgatgc	ctatttggac	atggttgacg	gagcttcctg	ctgcttagac	6180
actgccagtt	tttgccctgc	aaagctgcgc	agctttccaa	agaaacctc	ctatttggaa	6240
ccccacaatac	gatcggcagt	gccttcagcg	atccagaaca	cgctccagaa	cgctcctggca	6300
gctgccacaa	aaagaaattg	caatgtcacg	caaatgagag	aattgcccg	attggattcg	6360
gcgaccttta	atgtggaatg	cttcaagaaa	tatgcgtgta	ataatgaata	ttgggaaacg	6420
tttaaagaaa	accccatcag	gcttactgaa	gaaaacgtgg	taaattacat	taccaaatta	6480
aaaggaccaa	aagctgctgc	tctttttgcg	aagacacata	atttgaatat	gttgcaggac	6540
ataccaatgg	acaggtttgt	aatggactta	aagagagacg	tgaaagtgac	tccaggaaca	6600
aaacatactg	aagaacggcc	caaggtacag	gtgatccagg	ctgccgatcc	gctagcaaca	6660
gcgtatctgt	gcggaatcca	ccgagagctg	gttaggagat	taaatgcgg	cctgcttccg	6720
aacattcata	cactgtttga	tatgtcggct	gaagactttg	acgctattat	agccgagcac	6780
ttccagcctg	gggattgtgt	tctggaaact	gacatcgcgt	cgtttgataa	aagtgaggac	6840
gacgccatgg	ctctgaccgc	gttaatgatt	ctggaagact	taggtgtgga	cgagagctg	6900
ttgacgctga	ttgagggcgc	tttcggcgaa	atttcatcaa	tacatttgcc	cactaaaact	6960
aaatttaaat	tcggagccat	gatgaaatct	ggaatgttcc	tcacactgtt	tgtgaacaca	7020
gtcattaaca	ttgtaatcgc	aagcagagtg	ttgagagAAC	ggctaaccgg	atcaccatgt	7080
gcagcattca	ttggagatga	caatatcgtg	aaaggagtca	aatcggacaa	attaatggca	7140
gacaggtgcg	ccacctgggt	gaatatggaa	gtcaagatta	tagatgctgt	ggtgggagag	7200
aaagcgcctt	atctctgtgg	agggtttatt	ttgtgtgact	ccgtgaccgg	cacagcgtgc	7260
cgtgtggcag	accccctaaa	aaggctgttt	aagcttgca	aacctctggc	agcagacgat	7320
gaacatgatg	atgacaggag	aagggcattg	catgaagagt	caacacgctg	gaaccgagtg	7380
ggtattcttt	cagagctgtg	caaggcagta	gaatcaagg	atgaaaccgt	aggaaacttc	7440
atcatagtta	tggccatgac	tactctagct	agcagtgtta	aatcattcag	ctacctgaga	7500
ggggccccta	taactctcta	cggctaacct	gaatggacta	cgacatagtc	tagtccgcca	7560
agtctagacc	atgtctggtc	gtaaaagctca	gggaaaaacc	ctgggcgtca	atatggtacg	7620
acgaggagtt	cgctccttgt	caaacaaaat	aaaacaaaaa	acaaaacaaa	ttggaaacag	7680
acctggacct	tcaagagggtg	ttcaaggatt	tatctttttc	ttttgttca	acattttgac	7740
tggaaaaaag	atcacagccc	acctaagag	gttgtggaaa	atgctggacc	caagacaagg	7800
cttggctgtt	ctaagaaaag	tcaagagagt	ggtggccagt	ttgatgagag	gattgtcctc	7860
aaggaaacgc	cgttcccatg	atgttctgac	tgtgcaattc	ctaattttgg	gaatgctgtt	7920
gatgacgggt	ggagtgcact	tgggtcggaa	aaacagatgg	ttgctcctaa	atgtgacatc	7980
tgaggacctc	gggaaaaacat	tctctgtggg	cacaggcaac	tgcacaacaa	acattttgga	8040
agccaagtac	tggtgcccag	actcaatgga	atacaactgt	cccaatctca	gtccaagaga	8100
ggagccagat	gacattgatt	gctggtgcta	tggggtggaa	aacgttagag	tcgcatatgg	8160

-continued

taagtgtgac	tcagcaggca	ggtctaggag	gtcaagaagg	gccattgact	tgctacgca	8220
tgaaaacccat	ggtttgaaga	cccggcaaga	aaaatggatg	actggaagaa	tgggtgaaag	8280
gcaactccaa	aagattgaga	gatggttcgt	gaggaacccc	ttttttgcag	tgacggtctt	8340
gaccattgce	tacctgtggg	gaagcaacat	gacgcaacga	gtcgtgattg	ccctactggt	8400
cttggtctgt	ggtccggcct	actcagctca	ctgcattgga	attactgaca	gggatttcat	8460
tgaggggggtg	catggaggaa	cttgggttct	agctaccctg	gagcaagaca	agtgtgtcac	8520
tgttatggcc	cctgacaagc	cttcattgga	catctcacta	gagacagtag	ccattgatag	8580
acctgctgag	gtgaggaaa	tgtgttacia	tgcagttctc	actcatgtga	agattaatga	8640
caagtgcccc	agcactggag	aggccccact	agctgaagag	aacgaagggg	acaatgcgtg	8700
caagcgcact	tattctgata	gaggtggggg	caatggctgt	ggcctatttg	ggaaagggag	8760
cattgtggca	tgcccaaat	tcaactgtgc	caaatccatg	agtttgtttg	aggttgatca	8820
gacccaaatt	cagtatgtca	tcagagcaca	attgcatgta	ggggccaagc	aggaaaattg	8880
gaataccgac	attaagactc	tcaagtttga	tgccctgtca	ggctcccagg	aagtcgagtt	8940
cattgggtat	ggaaaagcta	caactggaatg	ccaggtgcaa	actgcggtgg	actttggtaa	9000
cagttacatc	gctgagatgg	aaacagagag	ctggatagtg	gacagacagt	gggcccagga	9060
cttgaccctg	ccatggcaga	gtggaagtgg	cggggtgtgg	agagagatgc	atcatcttgt	9120
cgaatttgaa	cctccgcatg	ccgccactat	cagagtactg	gccctgggaa	accaggaagg	9180
ctccttgaaa	acagctctta	ctggcgcaat	gagggttaca	aaggacacaa	atgacaacaa	9240
cctttacaaa	ctacatgggtg	gacatgttct	ttgcagagtg	aaattgtcag	ctttgacact	9300
caaggggaca	tcctacaaaa	tatgcactga	caaaatgttt	tttgtcaaga	acccaactga	9360
cactggccat	ggcactgttg	tgatgcaggt	gaaagtgtca	aaaggagccc	cctgcaggat	9420
tccagtgata	gtagctgatg	atccttacagc	ggcaatcaat	aaaggcattt	tggttacagt	9480
taaccccatc	gcctcaacca	atgatgatga	agtgctgatt	gaggtgaacc	caccttttgg	9540
agacagctac	attatcgttg	ggagaggaga	ttcacgtctc	acttaccagt	ggcacaaga	9600
gggaagctca	ataggaaagt	tgttcactca	gacatgaaa	ggcgtggaac	gcctggccgt	9660
catgggagac	accgcctggg	atttcagctc	cgctggaggg	ttcttcaact	cggttgggaa	9720
aggaattcat	acgggttttg	gctctgcctt	tcaggggcta	tttggcggct	tgaactggat	9780
aacaaaggtc	atcatggggg	cggtacttat	atgggttggc	atcaacacaa	gaaacatgac	9840
aatgtccatg	agcatgatct	tggtaggagt	gatcatgatg	ttttgtctc	taggagtgg	9900
ggcgtaagcg	gccccataa	ctctctacgg	ctaacctgaa	tggactacga	catagtctag	9960
tccgccaaagt	ctagagctta	ccatgaccga	gtacaagccc	acggtgcgcc	tcgccacccg	10020
cgacgacgtc	cccagggccg	tacgcaccct	cgccgcccgg	ttcgccgact	accccgccac	10080
gcgccacacc	gtcgatccgg	accgccacat	cgagcgggtc	accgagctgc	aagaactctt	10140
cctcacgcgc	gtcgggctcg	acatcggcaa	ggtgtgggtc	gcgacgacg	gcccgcgggt	10200
ggcggtctgg	accacgccgg	agagcgtcga	agcggggggc	gtgttcgccg	agatcgccc	10260
gcgcatggcc	gagttgagcg	gttcccggct	ggccgcccag	caacagatgg	aaggcctcct	10320
ggcgccgcac	cgcccaagg	agcccgcgtg	gttcctggcc	accgtcggcg	tctcgcccga	10380
ccaccagggc	aagggctctg	gcagcgcctg	cgtgctcccc	ggagtggagg	cgcccgagcg	10440
cgccgggggtg	cccgccttcc	tggagacctc	cgcccccgc	aacctcccct	tctacgagcg	10500

-continued

gctcggcttc accgtcaccg ccgacgtcga gtgcccgaag gaccgcgcga cctggtgcat 10560
gacccgcaag cccggtgcct gacgcccgc ccacgaccg cagcgcccga ccgaaaggag 10620
cgcacgacce catgatcgct agaccatggg gtaccgagta tgttacgtgc aaaggtgatt 10680
gtcaccccc gaaagaccat attgtgacac accctcagta tcacgcccga acatttacag 10740
cccggtgtgc aaaaaccgcg tggacgtggt taacatccct gctgggagga tcagccgtaa 10800
ttattataat tggcttgggt ctggctacta ttgtggccat gtacgtgctg accaaccaga 10860
aacataattg aatacagcag caattggcaa gctgcttaca tagaactcgc ggcgattggc 10920
atgcccctt aaaattttta ttttattttt tcttttcttt tccgaatcgg attttgtttt 10980
taatatttca aaaaaaaaa aaaaaaaaa aaaacgcgtc gaggggaatt aattcttgaa 11040
gacgaaaggg ccaggtggca cttttcgggg aaatgtgcgc ggaacccta tttgtttatt 11100
tttctaata cattcaata tgtatccgct catgagacaa taaccctgat aaatgcttca 11160
ataatattga aaaaggaaga gtatgagat tcaacatttc cgtgtcgcct ttattccctt 11220
ttttgcggca ttttgccttc ctgtttttgc tcaccagaa acgctggtga aagtaaaga 11280
tgctgaagat cagttgggtg cacgagtggt ttacatcgac tggatctcaa cagcggtaag 11340
atccttgaga gttttcgcct cgaagaacgt tttccaatga tgagcacttt taaagttctg 11400
ctatgtggcg cggattatc ccgtgttgac gccgggcaag agcaactcgg tcgccgata 11460
cactatttct agaatgactt ggttgagtac tcaccagtca cagaaaagca tcttacggat 11520
ggcatgacag taagagaatt atgcagtgt gccataacca tgagtataa cactgcggcc 11580
aacttacttc tgacaacgat cggaggaccg aaggagctaa ccgctttttt gcacaacatg 11640
ggggatcatg taactcgcct tgatcgttgg gaaccggagc tgaatgaagc cataccaaac 11700
gacgagcgtg acaccacgat gcctgtagca atggcaacaa cgttgcgcaa actattaact 11760
ggcgaactac ttactctage ttcccggcaa caattaatag actggatgga ggcggataaa 11820
gttgacggac cacttctcgc ctccggcctt ccgctggct ggtttattgc tgataaatct 11880
ggagccgggt agcgtgggtc tcgcggtatc attgcagcac tggggccaga tgtaagccc 11940
tcccgtatcg tagttatcta cacgacgggg agtcaggcaa ctatggatga acgaaataga 12000
cagatcgctg agatagggtc ctcaactgatt aagcattggt aactgtcaga ccaagtttac 12060
tcatatatac ttttagattga tttaaaactt catttttaac ttaaaaggat ctaggatgaag 12120
atcctttttg ataactcat gacaaaaatc ccttaacgtg agttttcgtt ccaactgagc 12180
tcagaccccc tagaaaaagat caaaggatct tcttgagatc ctttttttct gcgcgtaatc 12240
tgctgcttgc aaacaaaaaa accaccgcta ccagcgggtg tttgtttgcc ggatcaagag 12300
ctaccaactc tttttccgaa ggtaactggc ttcagcagag cgcagatacc aaatactgtc 12360
cttctagtgt agccgtagtt aggccaccac tcaagaact ctgtagcacc gcctacatac 12420
ctcgtctcgc taactctgtt accagtggct gctgccagtg gcgataagtc gtgtcttacc 12480
gggttgact caagacgata gttaccggat aaggcgcagc ggtcgggctg aacggggggt 12540
tcgtgcacac agcccagctt ggagcgaacg acctacaccg aactgagata cctacagcgt 12600
gagcattgag aaagcgcac gcttcccga gggagaaagg cggacaggta tccggtaagc 12660
ggcagggctg gaacaggaga gcgcacgagg gagcttcag ggggaaacgc ctggatctt 12720
tatagtcctg tcgggtttcg ccacctctga cttgagcgtc gatttttgtg atgctcgtca 12780
ggggggcgga gcctatggaa aaacgccagc aacgcgagct cgatttaggt gacactata 12839

-continued

```

<210> SEQ ID NO 10
<211> LENGTH: 10926
<212> TYPE: DNA
<213> ORGANISM: artificial sequence
<220> FEATURE:
<223> OTHER INFORMATION: synthetic polynucleotide

<400> SEQUENCE: 10
gatgggcggc gcatgagaga agcccagacc aattacctac caaaaatgga gaaagttcac    60
gttgacatcg aggaagacag cccattcctc agagctttgc agcggagctt cccgcagttt    120
gaggtagaag ccaagcaggt cactgataat gaccatgcta atgccagagc gttttcgcac    180
ctggcttcaa aactgatcga aacggaggtg gaccatccg acacgatcct tgacattgga    240
agtgcgcccc cccgcagaat gtattctaag cacaagtatc attgtatctg tccgatgaga    300
tgtcgggaag atccggacag attgtataag tatgcaacta agctgaagaa aaactgtaag    360
gaaataactg ataaggaatt ggacaagaaa atgaaggagc tggccgccgt catgagcgac    420
cctgacctgg aaactgagac tatgtgcctc cacgacgacg agtcgtgtcg ctacgaaggg    480
caagtcgctg ttaccagga tgtatcacg gttgacggac cgacaagtct ctatcaccaa    540
gccaaatagg gagttagagt cgcctactgg ataggctttg acaccacccc ttttatgttt    600
aagaacttgg ctggagcata tccatcatc tctaccaact gggccgacga aaccgtgtta    660
acggctcgta acataggcct atgcagctct gacgttatgg agcggtcacg tagagggatg    720
tccattctta gaaagaagta tttgaaacca tccaacaatg ttctattctc tgttggtctg    780
accatctacc acgagaagag ggacttactg aggagctggc acctgcccgc tgtatttcac    840
ttacgtggca agcaaaatta cacatgtcgg tgtgagacta tagttagtgg cgacgggtac    900
gtcgttaaaa gaatagctat cagtccaggc ctgtatggga agccttcagg ctatgctgct    960
acgatgcacc gcgaggggatt cttgtgctgc aaagtgcag acacattgaa cggggagagg    1020
gtctcttttc ccgtgtgcac gtatgtgcca gctacattgt gtgacaaat gactggcata    1080
ctggcaacag atgtcagtgc ggacgacgcg caaaaactgc tggttgggct caaccagcgt    1140
atagtcgtca acggtcgcac ccagagaaac accaatacca tgaaaaatta ccttttgccc    1200
gtagtggccc aggcatttgc taggtgggca aaggaatata aggaagatca agaagatgaa    1260
aggccactag gactacgaga tagacagtta gtcatggggt gttgttgggc ttttagaagg    1320
cacaagataa catctattta taagcggccg gatacccaaa ccatcatcaa agtgaacagc    1380
gatttccact cattcgtgct gccaggata ggcagtaaca cattggagat cgggctgaga    1440
acaagaatca ggaaaatgtt agaggagcac aaggagccgt cacctctcat taccgcccag    1500
gacgtacaag aagctaagtg cgcagccgat gaggctaagg aggtgcgtga agccgaggag    1560
ttgcgcccag ctctaccacc tttggcagct gatgttgagg agcccactct ggaagccgat    1620
gtcgacttga tgttacaaga ggctggggcc ggctcagtgg agacacctcg tggcttgata    1680
aaggttacca gctacgatgg cgaggacaag atcggctctt acgctgtgct ttctccgcag    1740
gctgtactca agagtgaaaa attatcttgc atccacctc tcgctgaaca agtcatagtg    1800
ataacacact ctggccgaaa agggcggtat gccgtggaac cataccatgg taaagtagtg    1860
gtgccagagg gacatgcaat acccgtccag gactttcaag ctctgagtga aagtgccacc    1920
attgtgtaca acgaactgta gttcgtaaac aggtacctgc accatattgc cacacatgga    1980
ggagcgtgta aactgatgta agaattatc aaaactgtca agcccagcga gcacgacggc    2040
gaatacctgt acgacatcga caggaaacag tgcgtcaaga aagaactagt cactgggcta    2100

```

-continued

gggctcacag gcgagctggt ggatcctccc ttccatgaat tgcctacga gagtctgaga	2160
acacgaccag cgcctcctta ccaagtacca accatagggg tgtatggcgt gccaggatca	2220
ggcaagtctg gcatcattaa aagcgcagtc accaaaaaag atctagtggg gagcgccaag	2280
aaagaaaact gtgcagaaat tataagggac gtcaagaaaa tgaaggggct ggacgtcaat	2340
gccagaactg tggactcagt gctcttgaat ggatgcaaac acccctaga gaccctgtat	2400
attgacgaag cttttgcttg tcatgcaggt actctcagag cgctcatagc cattataaga	2460
cctaaaaagg cagtgcctcg cggggatccc aaacagtgcg gttttttaa catgatgtgc	2520
ctgaaagtgc attttaacca cgagatttgc acacaagtct tccacaaaag catctctcgc	2580
cgttgacta aatctgtgac ttcggtcgtc tcaaccttgt tttacgaaa aaaaatgaga	2640
acgacgaatc cgaagagac taagattgtg attgacacta ccggcagtac caaacctaag	2700
caggacgatc tcattctcac ttgtttcaga gggggggtga agcagttgca aatagattac	2760
aaaggcaacg aaataatgac ggcagctgcc tctcaagggc tgaccgtaa aggtgtgtat	2820
gccgttcggt acaaggtgaa tgaaaatcct ctgtacgcac ccacctcaga acatgtgaac	2880
gtctactga cccgcacgga ggaccgcatc gtgtggaaaa cactagccgg cgaccatgg	2940
ataaaaaac tgactgcca gtacctggg aatttcactg ccacgataga ggagtggcaa	3000
gcagagcatg atgccatcat gaggcacatc ttggagagac cggaccctac cgacgtcttc	3060
cagaataaag caaacgtgtg ttgggccaag gctttagtgc cgggtgctgaa gaccgctggc	3120
atagacatga cactgaaca atggaacact gtggattatt ttgaaacgga caaagctcac	3180
tcagcagaga tagtattgaa ccaactatgc gtgaggttct ttggactcga tctggactcc	3240
ggtctatfff ctgcaccac tgttcggtta tccattagga ataactcctg ggataactcc	3300
ccgtgccta acatgtacgg gctgaataaa gaagtgggcc gtcagctctc tgcaggtac	3360
ccacaactgc ctgggcagtg tgcactgga agagtctatg acatgaacac tggtaactg	3420
cgcaattatg atccgcgcat aaacctagta cctgtaaaaa gaagactgcc tcatgcttta	3480
gtctccacc ataataaaca cccacagagt gacttttctt cattcgtcag caaattgaag	3540
ggcagaactg tcctggtggt cggggaaaag ttgtccgtcc caggcaaaat ggttactgg	3600
ttgtcagacc ggctgaggc tacctcaga gctcggctgg atttaggcat cccagtgat	3660
gtgccaaaat atgacataat atttgtaaat gtgaggacc catataaata ccatcactat	3720
cagcagtggt aagaccatgc cattaagctt agcatgttga ccaagaaagc ttgtctgcat	3780
ctgaatcccc gcggaacctg tgtcagcata ggttatggtt acgctgacag gccagcgaa	3840
agcatcattg gtgctatagc gggcagttc aagttttccc gggatgcaa accgaaatcc	3900
tcacttgaag agacggaagt tctgtttgta ttcattgggt acgatcga gggccgtacg	3960
cacaatcctt acaagcttcc atcaaccttg accaacattt atacaggttc cagactccac	4020
gaagccggat gtgcaccctc atatcatgtg gtgcgagggg atattgccac gggcaccgaa	4080
ggagtgatta taaatgctgc taacagcaaa ggacaacctg gcgaggggt gtgcgagcg	4140
ctgtataaga aattcccga aagcttcatg ttacagccga tcgaagtagg aaaagcga	4200
ctggtcaaa ggtcagctaa acatattcatt catgcccag gaccacactt caacaaagtt	4260
tcggagggtg aaggtgacaa acagttggca gaggttatg agtccatcgc taagattgtc	4320
aacgataaca attacaagtc agtagcatt ccactgttgt ccaccggcat tttccggga	4380
acaaagatcg actaaccaa tcattgaacc atttgctgac agctttagac accactgatg	4440
cagatgtagc catatactgc agggacaaga aatgggaaat gactctcaag gaagcagtg	4500

-continued

ctaggagaga agcagtgagg gagatatgca tatccgacga ctcttcagtg acagaacctg	4560
atgcagagct ggtgaggggtg catccgaaga gttctttggc tggaaaggaag ggctacagca	4620
caagcgatgg caaaactttc tcatatattgg aagggaccaa gtttcaccag gcggccaagg	4680
atatagcaga aattaatgcc atgtggcccg ttgcaacgga ggccaatgag caggtatgca	4740
tgtatatcct cggagaaagc atgagcagta ttaggtcgaa atgccccgtc gaagagtcgg	4800
aagcctccac accacctagc acgctgcctt gcttgtgcat ccatgccatg actccagaaa	4860
gagtacagcg cctaaaagcc tcacgtccag aacaaattac tgtgtgctca tctttccat	4920
tgccgaagta tagaatcact ggtgtgcaga agatccaatg ctcccagcct atattgttct	4980
caccgaaagt gcctgcgtat attcatccaa ggaagtatct cgtggaaaaca ccaccggtag	5040
acgagactcc ggagccatcg gcagagaacc aatccacaga ggggacacct gaacaaccac	5100
cacttataac cgaggatgag accaggacta gaacgcctga gccgatcacc atcgaagagg	5160
aagaagagga tagcataagt ttgctgtcag atggccccgac ccaccaggtg ctgcaagtgc	5220
aggcagacat tcacggggccg cctctgtgat ctagetcacc ctggtccatt cctcatgcat	5280
ccgactttga tgtggacagt ttatccatc ttgacaccct ggagggagct agcgtgacca	5340
gcggggcaac gtcagccgag actaactctt acttcgcaa gagtatggag tttctggcgc	5400
gaccggtgcc tgcgcctega acagtattca ggaacctcc acatcccgtc ccgcgcaaca	5460
gaacaccgtc acttgcaccc agcagggcct gctcgagaac cagcctagtt tccacccgc	5520
caggcgtgaa taggggtgat actagagagg agctcgaggc gcttaccocg tcacgcactc	5580
ctagcaggtc ggtctcgaga accagcctgg tctccaaccc gccaggcgta aatagggtga	5640
ttacaagaga ggagtttgag gcgttcgtag cacacaaca atgacggttt gatgcccgtg	5700
catacatctt ttcctccgac accggtcaag ggcatttaca acaaaaatca gtaaggcaaa	5760
cgggtctatc cgaagtgggt ttggagagga ccgaattgga gatttcgtat gccccgcgc	5820
tcgaccaaga aaaagaagaa ttactacgca agaaattaca gttaatccc acacctgcta	5880
acagaagcag ataccagtcc aggaaggtgg agaacatgaa agccataaca gctagacgta	5940
ttctgcaagg cctagggcat tatttgaagg cagaaggaaa agtggagtgc taccgaaccc	6000
tgcaccctgt tctttgtat tcatctagt tgaaccgtgc cttttcaagc cccaaggtcg	6060
cagtggaaag ctgtaaccgc atgttgaaag agaactttcc gactgtggct tcttactgta	6120
ttattccaga gtacgatgcc tatttggaca tggttgacgg agcttcatgc tgetttagaca	6180
ctgccagttt ttgccctgca aagctgcgca gctttccaaa gaaacactcc tatttggaac	6240
ccacaatacg atcggcagtg ccttcagcga tccagaacac gctccagaac gtectggcag	6300
ctgccacaaa aagaaattgc aatgtcacgc aaatgagaga attgccgta ttggattcgg	6360
cggcctttaa tgtggaatgc ttcaagaaat atgcgtgtaa taatgaatat tgggaaacgt	6420
ttaaagaaaa ccccatcagg cttactgaag aaaacgtggg aaattacatt accaaaattaa	6480
aaggacaaa agctgctgct ctttttgca agacacataa tttgaatatg ttgcaggaca	6540
taccaatgga caggtttgta atggacttaa agagagacgt gaaagtgact ccaggaacaa	6600
aacatactga agaaccggcc aaggtacaggt tgatccaggc tgccgatccg ctagcaacag	6660
cgtatctgtg cggaatccac cgagagctgg ttaggagatt aaatgcggtc ctgcttccga	6720
acattcatac actgtttgat atgtcggctg aagactttga cgctattata gccgagcact	6780
tccagcctgg ggattgtggt ctggaacctg acatcgcgtc gtttgataaa agtgaggacg	6840

-continued

acgccatggc tctgaccgcg ttaatgattc tggaaagactt aggtgtggac gcagagctgt	6900
tgacgctgat tgaggcggct ttcggcgaaa tttcatcaat acatttgccc actaaaacta	6960
aatttaaatt cggagccatg atgaaatctg gaatgttctt cacactgttt gtgaacacag	7020
tcattaacat tgtaatcgca agcagagtgt tgagagaacg gctaaccgga tcaccatgtg	7080
cagcattcat tggagatgac aatatcgtga aaggagtcaa atcggacaaa ttaatggcag	7140
acaggtgcgc cacctggttg aatatggaag tcaagattat agatgctgtg gtggcgaga	7200
aagcgcctta tttctgtgga gggtttattt tgtgtgactc cgtgaccggc acagcgtgcc	7260
gtgtggcaga ccccataaaa aggctgttta agcttgcaa acctctggca gcagacgatg	7320
aacatgatga tgacaggaga agggcattgc atgaagagtc aacacgctgg aaccgagtg	7380
gtattctttc agagctgtgc aaggcagtag aatcaaggta tgaaacgta ggaactcca	7440
tcatagtatt ggcatgact actctagcta gcagtgttaa atcattcagc tacctgagag	7500
gggcccctat aactctctac ggctaacctg aatggactac gacatagtct agtccgcaa	7560
gtctagacca tgagcggcgg gaaggctcag ggcaagacc tgggcgtgaa catggtgagg	7620
cgcggcgtgc gcagcctctc caacaagatc aagcagaaga ccaagcagat cggcaacaga	7680
cccggaccga gccggggcgt ccaggggctc atcttcttct tctgttcaa cactctaca	7740
ggtaagaaga tcacggctca cctgaagagg ctctggaaga tgctggacc tcgccagggg	7800
ctcgcggtgc tcagaaagg tgaagcggctc gtcgcctccc tgatgcgcgg cctgtcctct	7860
cgcaagaggc gctcccacga tgtgtcacc gtccaattcc tcattctgga atgctgctga	7920
tgactggcgg cgtgaccctg gtgcgcaaga accgctggct gctgctgaat gtgaccagt	7980
aggacctcgg gtaaggggccc ctataactct ctacggctaa cctgaatgga ctacgacata	8040
gtctagtccg ccaagtctag agcttaccat gaccgagtac aagcccacgg tgcgcctcgc	8100
caccgcgac gacgtcccca gggccgtacg caccctcgc gccgcgttcg ccgactacc	8160
cgccaecgdc cacaccgtgc atccggaccg ccacatcgag cgggtcaccg agctgcaaga	8220
actctctctc acgcgcgtgc ggctcgacat cggcaagggtg tgggtcgcgg acgacggcgc	8280
cgcggtggcg gtctggacca cgcggagag cgtcgaagcg gggcggtgt tcgccgagat	8340
cggcccgcgc atggccgagt tgagcggctc ccgctggcc gcgcagcaac agatggaagg	8400
cctctctggc ccgcaaccgc ccaaggagcc cgcgtggttc ctggccaccg tcggcgtctc	8460
gcccgaacc cagggcaagg gtctgggag cgcctcgtg cccccggag tggaggcggc	8520
cgagcgcgc ggggtgcccc ccttctctga gacctcgcg ccccgcaacc tccccttcta	8580
cgagcggctc ggcttaccg tcaccgccga cgtcgagggtg cccgaaggac cgcgcacctg	8640
gtgcatgacc cgcaagccc gtgcctgacg cccgcccac gaccgcagc gcccgaccga	8700
aaggagcga cgacccatg atcgtagac catgggttac cgagtatgtt acgtgcaaa	8760
gtgattgtca cccccgaaa gaccatattg tgacacacc tcagtatcac gcccacaacat	8820
ttacagccg ggtgtcaaaa accgcgtgga cgtggtaac atccctgctg ggaggatcag	8880
ccgtaattat tataattggc ttggtgctgg ctactattgt ggcatgtac gtgctgacca	8940
accagaaaca taattgaata cagcagcaat tggcaagctg cttacataga actcgcggcg	9000
attggcatgc cgccttaaaa tttttatttt attttttctt ttcttttccg aatcggattt	9060
tgtttttaat atttcaaaaa aaaaaaaaaa aaaaaaaaaa cgcgtcgagg ggaattaatt	9120
cttgaagacg aaagggccag gtggcacttt tcggggaat gtgcgcggaa cccctatttg	9180
tttatttttc taatacatt caaatatgta tccgctcatg agacaataac cctgataaat	9240

-continued

```

gcttcaataa tattgaaaaa ggaagagtat gagtattcaa catttccgtg tegcccttat 9300
tccctttttt gcggcatttt gccttctctgt ttttgctcac ccagaaacgc tggtgaaagt 9360
aaaagatgct gaagatcagt tgggtgcacg agtgggttac atcgaactgg atctcaacag 9420
cggtaaagatc cttgagagtt ttcgccccga agaacgtttt ccaatgatga gcacttttaa 9480
agttctgcta tgtggcgcgg tattatcccg tgttgacgcc gggcaagagc aactcggtcg 9540
ccgcatacac tattctcaga atgacttggg tgagtactca ccagtcacag aaaagcatct 9600
tacggatggc atgacagtaa gagaattatg cagtgtctgcc ataaccatga gtgataaac 9660
tgcggccaac ttacttctga caacgatcgg aggaccgaag gagctaaccg cttttttgca 9720
caacatgggg gatcatgtaa ctgccttga tegtgggaa cgggagctga atgaagccat 9780
accaaaacgc gagcgtgaca ccacgatgcc tgtagcaatg gcaacaacgt tgcgcaaact 9840
attaactggc gaactactta ctctagcttc ccggcaacaa ttaatagact ggatggaggc 9900
ggataaagt gaggaccac ttctgcgctc ggccttccg gctggctggg ttattgctga 9960
taaatctgga gccgggtgagc gtgggtctcg cggtatcatt gcagcactgg ggcagatgg 10020
taagcctcc cgtatcgtag ttatctacac gacggggagt caggcaacta tggatgaacg 10080
aaatagacag atcgtctgaga taggtgcctc actgattaag cattggtaac tgtcagacca 10140
agtttactca tatatacttt agattgattt aaaacttcat ttttaattta aaaggatcta 10200
ggtgaagatc ctttttgata atctcatgac caaaatccct taactgtagt ttcgttcca 10260
ctgagcgtca gaccccgtag aaaagatcaa aggatcttct tgagatcctt tttttctgcy 10320
cgtaatctgc tgcctgcaaa caaaaaaac accgctacca gcgggtggtt gtttgccgga 10380
tcaagagcta ccaactcttt ttccgaaggt aactggcttc agcagagcgc agataccaaa 10440
tactgtcctt ctagtgtagc cgtagttagg ccaccacttc aagaactctg tagcacgcc 10500
tacatacctc gctctgctaa tcctgttacc agtggctgct gccagtggcg ataagtcgtg 10560
tcttaccggg ttgactcaa gacgatagtt accggataag gcgcagcggg cgggctgaac 10620
ggggggttcg tgcacacagc ccagcttggg gcgaacgacc tacaccgaac tgagatacct 10680
acagcgtgag cattgagaaa gcgccacgct tcccgaaggg agaaaaggcgg acaggatcc 10740
ggtaagcggc agggctcgaa caggagagcg cacgaggag cttccagggg gaaacgcctg 10800
gtatctttat agtctctgct ggtttcgcca cctctgactt gacgctgat ttttgatg 10860
ctcgtcaggg gggcggagcc tatggaaaaa cgccagcaac gcgagctcga tttaggtgac 10920
actata 10926

```

```

<210> SEQ ID NO 11
<211> LENGTH: 12836
<212> TYPE: DNA
<213> ORGANISM: artificial
<220> FEATURE:
<223> OTHER INFORMATION: Synthetic polynucleotide

```

```

<400> SEQUENCE: 11

```

```

gatggggcgc gcatgagaga agcccagacc aattacctac ccaaaatgga gaaagttcac 60
ggtgacatcg aggaagacag cccattcctc bagagctttg cagcggagct tcccgcagtt 120
tgaggtagaa gccaaagcagg tcaactgataa tgaccatgct aatgccagag cgttttcgca 180
tctggcttca aaactgatcg aaacggaggt ggacccatcc gacacgatcc ttgacattgg 240
aagtgcgccc gccccagaaa tgtattctaa gcacaagtat cattgtatct gtccgatgag 300

```

-continued

atgtgcgga	gatccggaca	gattgtataa	gtatgcaact	aagctgaaga	aaaactgtaa	360
ggaaataact	gataaggaat	tggacaagaa	aatgaaggag	ctggccgccc	tcatgagcga	420
cctgacctg	gaaactgaga	ctatgtgctt	ccacgacgac	gagtcgtgtc	gctacgaaag	480
gcaagtcgct	gtttaccagg	atgtatacgc	ggttgacgga	ccgacaagtc	tctatcacca	540
agccaataag	ggagttagag	tcgcctactg	gataggcttt	gacaccaccc	cttttatggt	600
taagaacttg	gctggagcat	atccatcata	ctctaccaac	tgggcccagc	aaaccgtggt	660
aacggctcgt	aacataggcc	tatgcagctc	tgacgttatg	gagcggtcac	gtagagggat	720
gtccattctt	agaaagaagt	atgtgaaacc	atccaacaat	gttctattct	ctgttggtctc	780
gacctctac	cacgagaaga	gggacttact	gaggagctgg	cacctgccgt	ctgtatttca	840
cttacgtggc	aagcaaaatt	acacatgtcg	gtgtgagact	atagttagtt	gcgacgggta	900
cgctgtaaa	agaatagcta	tcagtcacag	cctgtatggg	aagccttcag	gctatgctgc	960
tacgatgca	cgcgagggat	tcttgtgctg	caaagtgaca	gacacattga	acggggagag	1020
ggtctctttt	cccgtgtgca	cgtatgtgcc	agctacattg	tgtgaccaa	tgactggcat	1080
actggcaaca	gatgtcagtg	cggacgacgc	gcaaaaactg	ctggttgggc	tcaaccagcg	1140
tatagtcgtc	aacggtcgca	cccagagaaa	caccaatacc	atgaaaaatt	accttttgcc	1200
cgtagtggcc	caggcatttg	ctaggtgggc	aaaggaatat	aaggaagatc	aagaagatga	1260
aaggccacta	ggactacgag	atagacagtt	agtcatgggg	tgttggggg	cttttagaag	1320
gcacaagata	acatctattt	ataagcgcct	ggatacccaa	accatcatca	aagtgaacag	1380
cgatttccac	tcattcgtgc	tgcccaggat	aggcagtaac	acattggaga	tcgggctgag	1440
aacaagaatc	aggaaaaatg	tagaggagca	caaggagccg	tcacctctca	ttaccgccga	1500
ggacgtacaa	gaagctaagt	gcgcagccga	tgaggctaag	gaggtgcgtg	aagccgagga	1560
gttgcgcgca	gctctaccac	ctttggcagc	tgatgttgag	gagcccactc	tggaagccga	1620
tgtcgacttg	atgttacaag	aggctggggc	cggtcagtg	gagacacctc	gtggcttgat	1680
aaaggttacc	agctacgatg	gcgaggacaa	gatcggtctt	tacgctgtgc	tttctccgca	1740
ggctgtactc	aagagtga	aattatcttg	catccacctt	ctcgtgaac	aagtcatagt	1800
gataaacac	tctggccgaa	aagggcggtt	tgccgtgaa	ccataccatg	gtaaagtagt	1860
ggtgccagag	ggacatgcaa	taccctgcca	ggactttcaa	gctctgagtg	aaagtgccac	1920
cattgtgtac	aacgaacgtg	agttcgtaaa	caggtacctg	cacatattg	ccacacatgg	1980
aggagcgtg	aacctgatg	aagaatatta	caaaactgtc	aagcccagcg	agcacgacgg	2040
cgataacctg	tacgacatcg	acaggaaaaca	gtgcgtcaag	aaagaactag	tactgggctt	2100
agggtcaca	ggcagctgg	tggatcctcc	cttccatgaa	ttcgcctacg	agagtctgag	2160
aacacgacca	gcccgtcctt	accaagtacc	aacctagggg	gtgtatggcg	tgccaggatc	2220
aggcaagtct	ggcatcatta	aaagcgcagt	caccaaaaaa	gatctagtgg	tgagcgccaa	2280
gaaagaaaac	tgtgcagaaa	ttataagggg	cgtcaagaaa	atgaaagggc	tggacgtcaa	2340
tgcagaact	gtggactcag	tgctcttgaa	tggatgcaaa	caccccgtag	agaccctgta	2400
tattgacgaa	gcttttgctt	gtcatgcagg	tactctcaga	gcgctcatag	ccattataag	2460
acctaaaaag	gcagtgtctt	gcggggatcc	caaacagtgc	ggttttttta	acatgatgtg	2520
cctgaaagtg	cattttaacc	acgagatttg	cacacaagtc	ttccaaaaa	gcatctctcg	2580
ccgttgcact	aaatctgtga	cttcggctcg	ctcaaccttg	ttttacgaca	aaaaaatgag	2640
aacgacgaat	ccgaaagaga	ctaagattgt	gattgacact	accggcagta	ccaaacctaa	2700

-continued

gcaggacgat	ctcattctca	cttgtttcag	aggggtgggtg	aagcagttgc	aaatagatta	2760
caaaggcaac	gatatgacgg	cagctgcctc	tcaagggctg	acccgtaaag	gtgtgtatgc	2820
cgttcggtac	aaggtgaatg	aaaatcctct	gtacgcaccc	acctcagaac	atgtgaacgt	2880
cctactgacc	cgcacggagg	accgcatcgt	gtggaaaaca	ctagccggcg	acccatggat	2940
aaaaaactg	actgccaagt	accctgggaa	tttactgccc	acgatagagg	agtggcaagc	3000
agagcatgat	gccatcatga	ggcacatctt	ggagagaccg	gacctaccg	acgtcttcca	3060
gaataaggca	aacgtgtggt	gggccaaggc	tttagtgccg	gtgctgaaga	ccgctggcat	3120
agacatgacc	actgaacaat	ggaacactgt	ggattatctt	gaaacggaca	aagctcactc	3180
agcagagata	gtattgaacc	aactatgcgt	gaggttcttt	ggactcgatc	tggactccgg	3240
tctatcttct	gcacccactg	ttccgttatc	cattaggaat	aatcactggg	ataactcccc	3300
gtcgcctaac	atgtacgggc	tgaataaaga	agtgggtccg	cagctctctc	gcaggtaccc	3360
acaactgcct	cgggcagttg	ccactggaag	agtctatgac	atgaacactg	gtacactgcg	3420
caattatgat	ccgcgcataa	acctagtacc	tgtaaacaga	agactgcctc	atgctttagt	3480
cctccaccat	aatgaacacc	cacagagtga	cttttcttca	ttcgtcagca	aattgaaggg	3540
cagaactgtc	ctgggtgctg	gggaaaagt	gtccgtccca	ggcaaatgg	ttgactgggt	3600
gtcagaccgg	cctgaggcta	ccttcagagc	tcggtggat	ttaggcaccc	caggtgatgt	3660
gccccaaat	gacataatat	ttgttaatgt	gaggacccca	tataaatacc	atcactatca	3720
gcagtgtaa	gaccatgcca	ttaagcttag	catgttgacc	aagaaagctt	gtctgcatct	3780
gaatcccggc	ggaacctgtg	tcagcatagg	ttatggttac	gctgacaggg	ccagcgaaag	3840
catcattggt	gctatagcgc	ggcagttcaa	gttttccgg	gtatgcaaac	cgaaatcctc	3900
acttgaagag	acggaagtcc	tgtttgtatt	cattgggtac	gatcgcaagg	cccgtacgca	3960
caatccttac	aagctttcat	caaccttgac	caacatttat	acaggttcca	gactccacga	4020
agccggatgt	gcacctcat	atcatgtggt	gagaggggat	attgccacgg	ccaccgaagg	4080
agtgattata	aatgctgcta	acagcaaaag	acaacctggc	ggaggggtgt	gctggagcgt	4140
gtataagaaa	ttccccgaaa	gcttcgattt	acagccgac	gaagtaggaa	aagcgcgact	4200
ggtcaaaggt	gcagctaaac	atatacttca	tgccgtagga	ccaaacttca	acaaagtctc	4260
ggaggtgaa	ggtgacaaac	agttggcaga	ggcttatgag	tccatcgcta	agattgtcaa	4320
cgataacaat	tacaagttag	tagcgtatcc	actgtgtcc	accggcatct	tttccgggaa	4380
caaagatcga	ctaaccat	cattgaacca	tttgctgaca	gctttagaca	ccactgatgc	4440
agatgtagcc	atatactgca	gggacaagaa	atgggaaatg	actctcaagg	aagcagtgcc	4500
taggagagaa	gcagtgagg	agatatgcat	atccgacgac	tcttcagtga	cagaacctga	4560
tgcagagctg	gtgaggggtg	atccgaagag	ttctttggct	ggaaggaagg	gctacagcac	4620
aagcagtgcc	aaaactttct	catatcttga	agggaccaag	tttaccagg	cgccaagga	4680
tatagcagaa	attaatgcca	tgtggcccgt	tgcaacggag	gccaatgagc	aggtatgcat	4740
gtatatactc	ggagaaaagca	tgagcagtat	taggtcgaaa	tgccccgtcg	aagagtcgga	4800
agcctccaca	ccacctagca	cgctgccttg	cttgtgcatc	catgccatga	ctccagaaag	4860
agtacagcgc	ctaaaagcct	cacgtccaga	acaaattact	gtgtgctcat	cctttccatt	4920
gccgaagtat	agaatcactg	gtgtgcagaa	gatccaatgc	tcccagccta	tattgttctc	4980
accgaaagtg	cctgcgtata	ttcatccaag	gaagtatctc	gtggaaacac	caccggtaga	5040

-continued

cgagactccg	gagccatcgg	cagagaacca	atccacagag	gggacacctg	aaccaaccacc	5100
acttataaacc	gaggatgaga	ccaggactag	aacgcctgag	ccgatcatca	tcgaagagga	5160
agaagaggat	agcataagtt	tgctgtcaga	tggcccgaacc	caccaggtgc	tgcaagtcga	5220
ggcagacatt	cacgggcccg	cctctgtatc	tagctcatcc	tgggccattc	ctcatgcac	5280
cgactttgat	gtggacagtt	tatccatact	tgacaccctg	gagggagcta	gcgtgaccag	5340
cggggcaacg	tcagccgaga	ctaactctta	cttcgcaaag	agtatggagt	ttctggcgcg	5400
accggtgcct	gcgcctcga	cagtattcag	gaacctcca	catcccgtc	cgcgacaag	5460
aacaccgtca	cttgaccca	gcagggcctg	ctcgagaacc	agcctagttt	ccccccgcc	5520
aggcgtgaat	agggtgatca	ctagagagga	gctcgaggcg	cttaccctgt	cacgactcc	5580
tagcaggtcg	gtctcgagaa	ccagctggtc	tccaaccgcg	caggcgtaaa	tagggtgatt	5640
acaagagagg	agtttgaggc	gttcgtagca	caacaacaat	gacggtttga	tgcggtgca	5700
tacatctttt	cctccgacac	cggccaaggg	catttacaac	aaaaatcagt	aaggcaaacg	5760
gtgctatccg	aagtgggtgt	ggagaggacc	gaattggaga	tttcgtagtc	cccgcgctc	5820
gaccaagaaa	aagaagaatt	actacgcaag	aaattacagt	taaataccac	acctgctaac	5880
agaagcagat	accagtcag	gaagtgagg	aacatgaaag	ccataacagc	tagacgtatt	5940
ctgcaaggcc	tagggcatta	tttgaaggca	gaaggaaaag	tggagtgcta	ccgaacctg	6000
catcctgttc	ctttgtatc	atctagtgtg	aaccgtgcct	tttcaagccc	caaggtcgca	6060
gtggaagcct	gtaacgccat	gttgaagag	aactttccga	ctgtggttc	ttactgtatt	6120
attccagagt	acgatgccta	tttgacatg	gttgacggag	cttcatgctg	cttagacact	6180
gccagttttt	gccctgcaaa	gctgcgcagc	tttccaaaga	aacctccta	tttgaaccc	6240
acaatacgat	cggcagtgcc	ttcagcgatc	cagaacacgc	tccagaacgt	cctggcagct	6300
gccacaaaaa	gaaattgcaa	tgtcacgcaa	atgagagaat	tgcccgtatt	ggattcggcg	6360
gcctttaatg	tggaatgctt	caagaaatat	gcgtgtaata	atgaatattg	ggaaaagttt	6420
aaagaaaacc	ccatcaggct	tactgaagaa	aacgtggtaa	attacattac	caaattaa	6480
ggacaaaaag	ctgctgctct	ttttgcgaag	acacataatt	tgaatatggt	gcaggacata	6540
ccaatggaca	ggtttgtaat	ggacttaaag	agagacgtga	aagtgactcc	aggaacaaaa	6600
catactgaag	aacggoccaa	ggtacagggtg	atccaggctg	ccgatccgct	agcaacagcg	6660
tatctgtgcg	gaatccaccg	agagctgggt	aggagattaa	atgcggtcct	gcttccgaac	6720
attcatcac	tgtttgatat	gtcggctgaa	gactttgacg	ctattatagc	cgagcacttc	6780
cagctggggg	attgtgttct	ggaaaactgac	atcgcgtcgt	ttgataaaaag	tgaggacgac	6840
gccatggctc	tgaccgcggt	aatgattctg	gaagacttag	gtgtggacgc	agagctgttg	6900
acgctgattg	aggcgctttt	cggcgaaaatt	tcataatac	atttgccac	taaaactaaa	6960
tttaaatctg	gagccatgat	gaaatctgga	atgttcctca	cactgtttgt	gaacacagtc	7020
attaacattg	taatcgcaag	cagagtgttg	agagaacggc	taaccggatc	accatgtgca	7080
gcattcattg	gagatgacaa	tatcgtgaaa	ggagtcaaat	cggacaaatt	aatggcagac	7140
aggctgcgcca	cctggttgaa	tatggaagtc	aagattatag	atgctgtggt	ggcgagaaaa	7200
gcgccttatt	tctgtggagg	gtttattttg	tgtgactccg	tgaccggcac	agcgtgccgt	7260
gtggcagacc	ccctaaaaag	gctgtttaag	cttggcaaac	ctctggcagc	agacgatgaa	7320
catgatgatg	acaggagaag	ggcattgcat	gaagagtcaa	cacgctggaa	ccgagtgggt	7380
attctttcag	agctgtgcaa	ggcagtagaa	tcaaggtatg	aaaccgtagg	aacttccatc	7440

-continued

atagttatgg ccatgactac tctagctagc agtggttaaat cattcagcta cctgagaggg	7500
gcccctataa ctctctacgg ctaacctgaa tggactacga catagtctag tccgccaaagt	7560
ctagaccatg agcggccgga aggctcaggg caagaccctg ggcgtgaaca tggtgagggcg	7620
cggcgtgcgc agcctctcca acaagatcaa gcagaagacc aagcagatcg gcaacagacc	7680
cggaccgagc cggggcgtcc aggggttcat cttcttcttc ctgttcaaca tcctcacagg	7740
taagaagatc acggctcacc tgaagaggct ctggaagatg ctggaccctc gccaggggct	7800
cgcggtgctc agaaaggtga agcgggtcgt cgcctccctg atgcgcgccc tgtcctctcg	7860
caagaggcgc tcccacgatg tgctcaccgt ccaattctc attctgggaa tgctgttgat	7920
gacgggtgga gtgaccttg tgcggaaaaa cagatggttg ctccctaaatg tgacatctga	7980
ggacctcggg aaaacattct ctgtgggcac aggcactgc acaacaaaca ttttggagc	8040
caagtactgg tgcccagact caatggaata caactgtccc aatctcagtc caagagagga	8100
gccagatgac attgattgct ggtgctatgg ggtggaaaac gttagagtcg catatggtaa	8160
gtgtgactca gcaggcaggt ctaggaggtc aagaagggcc attgactgc ctacgcatga	8220
aaacctgggt ttgaagacc ggcaagaaaa atggatgact ggaagaatgg gtgaaaggca	8280
actccaaaag attgagagat ggttcgtgag gaacccttt tttgcagtga cggctctgac	8340
cattgcctac cttgtgggaa gcaacatgac gcaacgagtc gtgattgccc tactggtcct	8400
ggctgttggc cggcctact cagctcactg cattggaatt actgacaggg atttcattga	8460
gggggtgcat ggagaaactt gggtttcagc taccctggag caagacaagt gtgtcactgt	8520
tatggccctt gacaagcctt cattggacat ctactagag acagtagcca ttgatagacc	8580
tgctgaggtg aggaaagtgt gttacaatgc agttctcact catgtgaaga ttaatgaaa	8640
gtgccccagc actggagagg cccacctagc tgaagagAAC gaaggggaca atgctgcaa	8700
gcgcacttat tctgatagag gctggggcaa tggctgtggc ctatttggga aagggagcat	8760
tgtggcatgc gccaaattca cttgtgccc atccatgagt ttgtttgagg ttgatcagac	8820
caaaattcag tatgtcatca gagcacaatt gcatgtaggg gccaaagcagg aaaattggaa	8880
taccgacatt aagactctca agtttgatgc cctgtcaggg tcccaggaag tcgagttcat	8940
tgggtatgga aaagctacac tggaaatgcca ggtgcaaac gcggtggact ttgtaacag	9000
ttacatcgct gagatggaaa cagagagctg gatagtgac agacagtgagg cccaggactt	9060
gacctgcca tggcagagtg gaagtggcgg ggtgtggaga gagatgcatc atcttgtcga	9120
attgaaacct ccgcatgccg ccaactatcag agtactggcc ctgggaaacc aggaaggctc	9180
cttgaaaaca gctcttactg gcgcaatgag ggttacaag gacacaaatg acaacaacct	9240
ttacaaaacta catggtggac atgtttcttg cagagtgaaa ttgtcagctt tgacactcaa	9300
ggggacatcc tacaaaatat gcaactgaaa aatgtttttt gtcaagaacc caactgacac	9360
tggccatggc actggttga tgcaggtgaa agtgtcaaaa ggagccccct gcaggattcc	9420
agtgatagta gctgatgac ttacagcggc aatcaataaa ggcattttgg ttacagttaa	9480
ccccatcgcc tcaaccaatg atgatgaagt gctgattgag gtgaaccac cttttggaga	9540
cagctacatt atcgttggga gaggagatc acgtctcact taccagtggc acaagaggg	9600
aagctcaata ggaaagtgt tcaactcagac catgaaaggc gtggaacgcc tggccgtcat	9660
gggagacacc gcctgggatt tcagctccgc tggagggttc ttcacttcgg ttgggaaagg	9720
aattcatacg gtgtttggct ctgcctttca ggggctatctt ggcggcttga actggataac	9780

-continued

aaaggtcatc atgggggccc tactttatatg ggttggcatc aacacaagaa acatgacaat 9840
gtccatgagc atgatcttgg taggagtgat catgatgttt ttgtctctag gagttggggc 9900
gtaagcggcc cctataactc tctacggcta acctgaatgg actacgacat agtctagtc 9960
gccaaagtcta gagcttacca tgaccgagta caagcccacg gtgcgcctcg ccaccccgga 10020
cgacgtcccc agggccgtac gcaccctcgc cgccgcgttc gccgactacc ccgccacgcy 10080
ccacaccgtc gatccggacc gccacatcga gcgggtcacc gagctgcaag aactcttct 10140
cacgcgcgtc gggctcgaca tcggcaaggt gtgggtcgcg gacgacggcg ccgcggtggc 10200
ggtctggacc acgccggaga gcgtcgaagc gggggcggtg ttcgcccaga tcggcccgcg 10260
catggccgag ttgagcggtt ccggctggc cgccgagcaa cagatggaag gctcctggc 10320
gccgcaccgg cccaaggagc ccgcgtggtt cctggccacc gtcggcgtct cgcccacca 10380
ccagggcaag ggtctgggca gcgccgtcgt gctccccgga gtggaggcgg ccgagcgcgc 10440
cggggtgccc gccttctcgg agacctccgc gcccgcgaac ctccccttct acgagcggct 10500
cggttcacc gtcaccgccc acgtcgaggt gccggaagga ccgcgcacct gatgcatgac 10560
ccgcaagccc ggtgcctgac gccgcgccca cgaccgcgag ccgccgaccg aaaggagcgc 10620
acgaccccat gatcgetaga ccatgggta ccgagtatgt tacgtgcaaa ggtgattgtc 10680
acccccgaa agaccatatt gtgacacacc ctcaagtatc gcccaaaaca tttacagccg 10740
cgggtgcaaa aaccgcgtgg acgtgggtta catccctgct gggaggatca gccgtaatta 10800
ttataattgg cttggtgctg gctactattg tggccatgta cgtgctgacc aaccagaaac 10860
ataattgaat acagcagcaa ttggcaagct gttacatag aactcgcggc gattgcatgc 10920
cgcttaaaa tttttatatt attttttctt ttcttttccg aatcgattt tgtttttaat 10980
atttcaaaaa aaaaaaaaaa aaaaaaaaaa cgctcagag ggaattaatt cttgaagacg 11040
aaagggccag gtggcacttt tcggggaaat gtgcgcgga cccctatttg tttattttc 11100
taataacatt caaatatgta tccgctcatg agacaataac cctgataaat gttcaataa 11160
tattgaaaaa ggaagagtat gagtattcaa catttccgtg tcgcccttat tcccttttt 11220
gcggcatttt gccttctcgt ttttgcctac ccagaaacgc tggtgaaagt aaaagatgct 11280
gaagatcagt tgggtgcacg agtgggttac atcgaactgg atctcaacag cggtaaagatc 11340
cttgagagtt ttcgcccga agaacgtttt ccaatgatga gcacttttaa agttctgcta 11400
tgtggcgcgg tattatcccg tgttgaccgc gggcaagagc aactcggtcg ccgcatacac 11460
tatttctcaga atgacttggg tgagtactca ccagtcacag aaaagcatct tacggatggc 11520
atgacagtaa gagaattatg cagtgtctgc ataacctga gtgataaacac tcgggccaac 11580
ttacttctga caacgatcgg aggacccaag gagctaaccg cttttttgca caacatgggg 11640
gatcatgtaa ctgccttga tcggtgggaa ccggagctga atgaagccat accaaaacgac 11700
gagcgtgaca ccacgatgcc tntagcaatg gcaacaacgt tcgcaaaact attaaactggc 11760
gaactactta ctctagcttc ccggcaacaa ttaatagact ggatggaggc ggataaagtt 11820
gcaggaccac ttctgcgctc gcccttccg gctggctggt ttattgctga taaatctgga 11880
gccggtgagc gtgggtctcg cggtatcatt gcagcactgg gccagatgg taagccctcc 11940
cgtatcgtag ttatctacac gacggggagc caggcaacta tggatgaacg aaatagacag 12000
atcgtgaga taggtgcctc actgattaag cattggtaac tgcagacca agtttactca 12060
tatatacttt agattgattt aaaacttcat ttttaattta aaaggatcta ggtgaagatc 12120
cttttgata atctcatgac caaaatccct taactgtgag tttcgttcca ctgagcgtca 12180

-continued

```

gaccccgtag aaaagatcaa aggatcttct tgagatcett tttttctgcg cgtaatctgc 12240
tgcttgcaaa caaaaaaacc accgctacca gcggtggttt gtttgccgga tcaagagcta 12300
ccaactcttt ttccgaaggt aactggcttc agcagagcgc agataccaaa tactgtcctt 12360
ctagtgtage cgtagttagg ccaccacttc aagaactctg tagcaccgcc tacatacttc 12420
gctctgctaa tcctgttacc agtggctgct gccagtggcg ataagtcgtg tcttaccggg 12480
ttggactcaa gacgatagtt accggataag ggcagcggg cgggctgaac ggggggttcg 12540
tgcacacagc ccagcttgga gcgaacgacc tacaccgaac tgagatacct acagcgtgag 12600
cattgagaaa gcgccacgct tcccgaaggg agaaaggcgg acaggtatcc ggtaagcggc 12660
agggtcggaa caggagagcg cacgagggag cttccagggg gaaacgcctg gtatctttat 12720
agtctgtcgc ggtttcgcca cctctgactt gagcgtcgat ttttgtgatg ctgctcaggg 12780
gggcccagcc tatggaaaaa cgccagcaac gcgagctcga tttaggtgac actata 12836

```

```

<210> SEQ ID NO 12
<211> LENGTH: 93
<212> TYPE: RNA
<213> ORGANISM: artificial sequence
<220> FEATURE:
<223> OTHER INFORMATION: synthetic polynucleotide

```

```

<400> SEQUENCE: 12

```

```

augagcaaaa agccuggugg accuggaaaa uccagagcag ugaacauguu gaagagaggg 60
augccaaggg uccucagucu gaucggccuu aag 93

```

```

<210> SEQ ID NO 13
<211> LENGTH: 21
<212> TYPE: RNA
<213> ORGANISM: artificial sequence
<220> FEATURE:
<223> OTHER INFORMATION: synthetic polynucleotide

```

```

<400> SEQUENCE: 13

```

```

ucaaaaacaaa agaaaagaua a 21

```

```

<210> SEQ ID NO 14
<211> LENGTH: 31
<212> TYPE: PRT
<213> ORGANISM: artificial
<220> FEATURE:
<223> OTHER INFORMATION: synthetic peptide

```

```

<400> SEQUENCE: 14

```

```

Met Ser Lys Lys Pro Gly Gly Pro Gly Lys Ser Arg Ala Val Asn Met
1 5 10 15
Leu Lys Arg Gly Met Pro Arg Val Leu Ser Leu Ile Gly Leu Lys
20 25 30

```

```

<210> SEQ ID NO 15
<211> LENGTH: 6
<212> TYPE: PRT
<213> ORGANISM: artificial sequence
<220> FEATURE:
<223> OTHER INFORMATION: synthetic peptide

```

```

<400> SEQUENCE: 15

```

```

Ser Lys Gln Lys Lys Arg
1 5

```

-continued

<210> SEQ ID NO 16
 <211> LENGTH: 90
 <212> TYPE: RNA
 <213> ORGANISM: artificial sequence
 <220> FEATURE:
 <223> OTHER INFORMATION: synthetic polynucleotide

<400> SEQUENCE: 16

augucuaaga aaccaggagg gcccggaag agccgggcug ucaauaugcu aaaacgcgga 60
 augccccgcg uguuguccuu gauuggacuu 90

<210> SEQ ID NO 17
 <211> LENGTH: 33
 <212> TYPE: PRT
 <213> ORGANISM: artificial sequence
 <220> FEATURE:
 <223> OTHER INFORMATION: synthetic peptide

<400> SEQUENCE: 17

Met Ser Lys Lys Pro Gly Gly Pro Gly Gly Pro Gly Lys Ser Arg Ala
 1 5 10 15
 Val Asn Met Leu Lys Arg Gly Met Pro Arg Val Leu Ser Leu Ile Gly
 20 25 30
 Leu

<210> SEQ ID NO 18
 <211> LENGTH: 18
 <212> TYPE: RNA
 <213> ORGANISM: artificial sequence
 <220> FEATURE:
 <223> OTHER INFORMATION: synthetic polynucleotide

<400> SEQUENCE: 18

aagcaaaaga aaagagga 18

<210> SEQ ID NO 19
 <211> LENGTH: 6
 <212> TYPE: PRT
 <213> ORGANISM: artificial sequence
 <220> FEATURE:
 <223> OTHER INFORMATION: synthetic peptide

<400> SEQUENCE: 19

Lys Gln Lys Lys Arg Gly
 1 5

<210> SEQ ID NO 20
 <211> LENGTH: 11
 <212> TYPE: RNA
 <213> ORGANISM: artificial sequence
 <220> FEATURE:
 <223> OTHER INFORMATION: synthetic polynucleotide

<400> SEQUENCE: 20

cucaauaugc u 11

<210> SEQ ID NO 21
 <211> LENGTH: 11
 <212> TYPE: RNA
 <213> ORGANISM: artificial sequence
 <220> FEATURE:
 <223> OTHER INFORMATION: synthetic polynucleotide

<400> SEQUENCE: 21

gacaauaugc u 11

-continued

<210> SEQ ID NO 22
<211> LENGTH: 11
<212> TYPE: RNA
<213> ORGANISM: artificial sequence
<220> FEATURE:
<223> OTHER INFORMATION: synthetic polynucleotide

<400> SEQUENCE: 22

gugaauaugc u 11

<210> SEQ ID NO 23
<211> LENGTH: 11
<212> TYPE: RNA
<213> ORGANISM: artificial sequence
<220> FEATURE:
<223> OTHER INFORMATION: synthetic polynucleotide

<400> SEQUENCE: 23

gucuauaugc u 11

<210> SEQ ID NO 24
<211> LENGTH: 11
<212> TYPE: RNA
<213> ORGANISM: artificial sequence
<220> FEATURE:
<223> OTHER INFORMATION: synthetic polynucleotide

<400> SEQUENCE: 24

gucauuugc u 11

<210> SEQ ID NO 25
<211> LENGTH: 11
<212> TYPE: RNA
<213> ORGANISM: artificial sequence
<220> FEATURE:
<223> OTHER INFORMATION: synthetic polynucleotide

<400> SEQUENCE: 25

gucaaaaugc u 11

<210> SEQ ID NO 26
<211> LENGTH: 11
<212> TYPE: RNA
<213> ORGANISM: artificial sequence
<220> FEATURE:
<223> OTHER INFORMATION: synthetic polynucleotide

<400> SEQUENCE: 26

gucauuugc u 11

<210> SEQ ID NO 27
<211> LENGTH: 11
<212> TYPE: RNA
<213> ORGANISM: artificial sequence
<220> FEATURE:
<223> OTHER INFORMATION: synthetic polynucleotide

<400> SEQUENCE: 27

gucaauaucc u 11

<210> SEQ ID NO 28
<211> LENGTH: 11
<212> TYPE: RNA
<213> ORGANISM: artificial sequence
<220> FEATURE:

-continued

<223> OTHER INFORMATION: synthetic polynucleotide

<400> SEQUENCE: 28

gucaauaugg u 11

<210> SEQ ID NO 29
<211> LENGTH: 11
<212> TYPE: RNA
<213> ORGANISM: artificial sequence
<220> FEATURE:
<223> OTHER INFORMATION: synthetic polynucleotide

<400> SEQUENCE: 29

gucaauaugc a 11

<210> SEQ ID NO 30
<211> LENGTH: 11
<212> TYPE: RNA
<213> ORGANISM: artificial sequence
<220> FEATURE:
<223> OTHER INFORMATION: synthetic polynucleotide

<400> SEQUENCE: 30

agcauuuuga c 11

<210> SEQ ID NO 31
<211> LENGTH: 11
<212> TYPE: RNA
<213> ORGANISM: artificial sequence
<220> FEATURE:
<223> OTHER INFORMATION: synthetic polynucleotide

<400> SEQUENCE: 31

agcauuuuga g 11

<210> SEQ ID NO 32
<211> LENGTH: 11
<212> TYPE: RNA
<213> ORGANISM: artificial sequence
<220> FEATURE:
<223> OTHER INFORMATION: synthetic polynucleotide

<400> SEQUENCE: 32

agcauuuugu c 11

<210> SEQ ID NO 33
<211> LENGTH: 11
<212> TYPE: RNA
<213> ORGANISM: artificial sequence
<220> FEATURE:
<223> OTHER INFORMATION: synthetic polynucleotide

<400> SEQUENCE: 33

agcauuuuga c 11

<210> SEQ ID NO 34
<211> LENGTH: 11
<212> TYPE: RNA
<213> ORGANISM: artificial sequence
<220> FEATURE:
<223> OTHER INFORMATION: synthetic polynucleotide

<400> SEQUENCE: 34

agcauuuuga c 11

-continued

<210> SEQ ID NO 35
<211> LENGTH: 11
<212> TYPE: RNA
<213> ORGANISM: artificial sequence
<220> FEATURE:
<223> OTHER INFORMATION: synthetic polynucleotide

<400> SEQUENCE: 35

agcauaauga c 11

<210> SEQ ID NO 36
<211> LENGTH: 11
<212> TYPE: RNA
<213> ORGANISM: artificial sequence
<220> FEATURE:
<223> OTHER INFORMATION: synthetic polynucleotide

<400> SEQUENCE: 36

agcauuuuga c 11

<210> SEQ ID NO 37
<211> LENGTH: 11
<212> TYPE: RNA
<213> ORGANISM: artificial sequence
<220> FEATURE:
<223> OTHER INFORMATION: synthetic polynucleotide

<400> SEQUENCE: 37

agcaaauga c 11

<210> SEQ ID NO 38
<211> LENGTH: 11
<212> TYPE: RNA
<213> ORGANISM: artificial sequence
<220> FEATURE:
<223> OTHER INFORMATION: synthetic polynucleotide

<400> SEQUENCE: 38

aggauuuga c 11

<210> SEQ ID NO 39
<211> LENGTH: 11
<212> TYPE: RNA
<213> ORGANISM: artificial sequence
<220> FEATURE:
<223> OTHER INFORMATION: synthetic polynucleotide

<400> SEQUENCE: 39

accauuuga c 11

<210> SEQ ID NO 40
<211> LENGTH: 11
<212> TYPE: RNA
<213> ORGANISM: artificial sequence
<220> FEATURE:
<223> OTHER INFORMATION: synthetic polynucleotide

<400> SEQUENCE: 40

ugcauuuga c 11

<210> SEQ ID NO 41
<211> LENGTH: 11
<212> TYPE: RNA
<213> ORGANISM: artificial sequence
<220> FEATURE:
<223> OTHER INFORMATION: synthetic polynucleotide

-continued

<400> SEQUENCE: 41

gucuaauugc u

11

<210> SEQ ID NO 42

<211> LENGTH: 11

<212> TYPE: RNA

<213> ORGANISM: artificial sequence

<220> FEATURE:

<223> OTHER INFORMATION: synthetic polynucleotide

<400> SEQUENCE: 42

agcaaauga c

11

What is claimed is:

1. A replication-deficient pseudoinfectious virus comprising:

a mutant flavivirus genome having a deletion of nucleotide sequence encoding amino acids 26 to 93, 31 to 93, 31 to 100, or 26 to 100 of the flavivirus capsid protein, wherein the deletion mutant genome cannot produce capsid-containing viral particles in a cell that does not express a capsid protein, and wherein the deletion does not disrupt the maturation of prM protein or the RNA sequence required for genome cyclization.

2. The replication-deficient pseudoinfectious virus of claim 1, wherein said virus is a chimeric virus comprising a heterologous prM-E cassette.

3. The replication-deficient pseudoinfectious virus of claim 2, wherein the heterologous prM-E cassette is from a yellow fever virus, a West Nile virus, a dengue virus, a tick-borne encephalitis virus, a Saint Louis encephalitis virus, a Japanese encephalitis virus, or a Murray Valley encephalitis virus.

4. The replication-deficient pseudoinfectious virus of claim 1, wherein the mutant genome further encodes a heterologous marker protein or an antigen.

5. The replication-deficient pseudoinfectious virus of claim 4, wherein the marker protein is a green fluorescent protein.

6. The replication-deficient pseudoinfectious virus of claim 1, wherein the deletion mutant genome further comprises one or both of altered C-prM junction sequences SEQ ID NO:4 and SEQ ID NO:5.

7. An isolated host cell comprising a flavivirus deletion mutant genome having a deletion of nucleotide sequence encoding amino acids 26 to 93, 31 to 93, 31 to 100, or 26 to 100 of the flavivirus capsid protein, wherein the deletion mutant genome cannot produce capsid-containing viral particles in a cell that does not express a capsid protein, and wherein the deletion does not disrupt the maturation of prM protein or the RNA sequence required for genome cyclization.

8. A cell culture system comprising:

- (a) a flavivirus deletion mutant genome comprising a deletion of the nucleotide sequence encoding amino acids 26 to 93, 31 to 93, 31 to 100, or 26 to 100 of the capsid protein, wherein the deletion mutant genome cannot produce capsid-containing viral particles in a cell that does not express a capsid protein, and wherein the deletion does not disrupt the maturation of prM protein or the RNA sequence required for genome cyclization; and
- (b) a host cell expressing a flavivirus capsid protein.

9. The cell culture system of claim 8, wherein the cell comprises a replicon encoding a codon-optimized flavivirus capsid protein.

10. The cell culture system of claim 9, wherein the replicon is an alphavirus replicon.

11. The cell culture system of claim 8, wherein the flavivirus capsid protein expressed by the host cell is a Venezuelan Equine Encephalitis Virus capsid protein.

12. A method of producing a replication-deficient pseudoinfectious virus comprising:

introducing into a cell expressing a flavivirus capsid protein a flavivirus deletion mutant genome comprising a deletion of the nucleotide sequence encoding amino acids 26 to 93, 31 to 93, 31 to 100, or 26 to 100 of the capsid protein, wherein the deletion mutant genome cannot produce capsid-containing viral particles in a cell that does not express a capsid protein, and wherein the deletion does not disrupt the maturation of prM protein or the RNA sequence required for genome cyclization; and

culturing the cell comprising the flavivirus deletion mutant genome under conditions that result in the production of replication-deficient pseudoinfectious virus.

13. The method of claim 12, wherein the deletion mutant genome comprises a heterologous prM-E cassette.

14. The method of claim 13, wherein the heterologous prM-E cassette is from a yellow fever virus, a West Nile virus, a dengue virus, a tick-borne encephalitis virus, a Saint Louis encephalitis virus, a Japanese encephalitis virus, or a Murray Valley encephalitis virus.

15. The method of claim 12, wherein the cell comprises a replicon expressing a flavivirus capsid protein.

16. The method of claim 15, wherein the replicon is an alphavirus replicon.

17. The method of claim 16, wherein the alphavirus is Venezuelan Equine Encephalitis Virus, Sindbis virus, Eastern Equine Encephalitis virus, Western Equine Encephalitis virus, or Ross River virus.

18. The method of claim 15, wherein the replicon comprises a codon-optimized nucleic acid sequence encoding the flavivirus capsid protein.

19. The method of claim 15, wherein the replicon comprises a cyclization sequence of SEQ ID NO:3.

20. The method of claim 12, wherein the mutant flavivirus genome comprises an altered C-prM junction sequence of SEQ ID NO:4 and/or SEQ ID NO:5.

21. The replication-deficient pseudoinfectious virus of claim 1, wherein the mutant flavivirus genome is a dengue virus genome.

22. The host cell of claim 7, wherein the mutant flavivirus genome is a dengue virus genome.

23. The cell culture system of claim 8, wherein the mutant flavivirus genome is a dengue virus genome.

24. The method of claim 12, wherein the flavivirus is dengue virus. 5

* * * * *